



POLISH

Refresher Course

Listening Comprehesion

Module I

Units 1-40

STUDENT WORKBOOK

DEFENSE LANGUAGE INSTITUTE
FOREIGN LANGUAGE CENTER





More DLI courses on LiveLingua - Online Language School

PREFACE

The Defense Language Institute Polish Refresher Listening Comprehension track is a 70-unit, 140-hour, self-paced, instructor-guided course that is designed to raise the general language proficiency of the student to the minimum FORSCOM standard of 2 in listening comprehension.

Although the Polish Refresher course draws some vocabulary from the lexical inventory of the DLIFLC Polish Basic Course, there are no lexical constraints for most of the activities; thematically, the Polish Refresher course addresses equally situations requiring general language usage and those of a military nature.

The material and tasks in the Polish Refresher Listening Comprehension track reflect a proficiency level range of from 1-3.

More DLI courses on LiveLingua - Online Language School

CONTENTS

UNIT 1 1
Listening Comprehension I 2
Listening Comprehension II 7

UNIT 2 13
Listening Comprehension I 14
Listening Comprehension II 19

UNIT 3 23
Listening Comprehension I 24
Listening Comprehension II 29

UNIT 4 33
Listening Comprehension I 34
Listening Comprehension II 39

UNIT 5 43
Listening Comprehension I 44
Listening Comprehension II 49

UNIT 6 56
Listening Comprehension I 57
Listening Comprehension II 62

UNIT 7 66
Listening Comprehension I 67
Listening Comprehension II 72

UNIT 8 78
Listening Comprehension I 79
Listening Comprehension II 84

UNIT 9 88
Listening Comprehension I 89
Listening Comprehension II 94

UNIT 10 98
Listening Comprehension I 99
Listening Comprehension II 104

UNIT 11 109
Listening Comprehension I 110
Listening Comprehension II 116

UNIT 12 120
Listening Comprehension I 121
Listening Comprehension II 127

More DLI courses on LiveLingua - Online Language School

UNIT 13 131
Listening Comprehension I 132
Listening Comprehension II 138

UNIT 14 143
Listening Comprehension I 144
Listening Comprehension II 150

UNIT 15 155
Listening Comprehension I 156
Listening Comprehension II 162

UNIT 16 167
Listening Comprehension I 168
Listening Comprehension II 174

UNIT 17 179
Listening Comprehension I 180
Listening Comprehension II 186

UNIT 18 191
Listening Comprehension I 192
Listening Comprehension II 198

UNIT 19 203
Listening Comprehension I 204
Listening Comprehension II 210

UNIT 20 215
Listening Comprehension I 216
Listening Comprehension II 222

UNIT 21 227
Listening Comprehension I 228
Listening Comprehension II 234

UNIT 22 240
Listening Comprehension I 241
Listening Comprehension II 247

UNIT 23 253
Listening Comprehension I 254
Listening Comprehension II 260

UNIT 24 267
Listening Comprehension I 268
Listening Comprehension II 274

UNIT 25 280
Listening Comprehension I 281
Listening Comprehension II 287

UNIT 26 293
Listening Comprehension I 294
Listening Comprehension II 300

More DLI courses on LiveLingua - Online Language School

UNIT 27 305
Listening Comprehension I 306
Listening Comprehension II 312

UNIT 28 319
Listening Comprehension I 320
Listening Comprehension II 326

UNIT 29 332
Listening Comprehension I 333
Listening Comprehension II 339

UNIT 30 345
Listening Comprehension I 346
Listening Comprehension II 352

UNIT 31 357
Listening Comprehension I 358
Listening Comprehension II 364

UNIT 32 371
Listening Comprehension I 372
Listening Comprehension II 378

UNIT 33 384
Listening Comprehension I 385
Listening Comprehension II 391

UNIT 34 398
Listening Comprehension I 399
Listening Comprehension II 405

UNIT 35 411
Listening Comprehension I 412
Listening Comprehension II 418

UNIT 36 424
Listening Comprehension I 425
Listening Comprehension II 431

UNIT 37 435
Listening Comprehension I 436
Listening Comprehension II 442

UNIT 38 449
Listening Comprehension I 450
Listening Comprehension II 456

UNIT 39 463
Listening Comprehension I 464
Listening Comprehension II 470

UNIT 40 477
Listening Comprehension I 478
Listening Comprehension II 484

More DLI courses on LiveLingua - Online Language School

More DLI courses on LiveLingua - Online Language School

UNIT 1

More DLI courses on LiveLingua - Online Language School

UNIT 1
Listening Comprehension I
Student Workbook

Section One: Sound Discrimination

You will hear 20 abbreviations. Listen to them and write them down in your workbook. After the exercise, check your work with the answer key provided in your Answer Booklet. Listen to the exercise again.

1. _____
2. _____
3. _____
4. _____
5. _____
6. _____
7. _____
8. _____
9. _____
10. _____
11. _____
12. _____
13. _____
14. _____
15. _____
16. _____
17. _____
18. _____
19. _____
20. _____

More DLI courses on LiveLingua - Online Language School

UNIT 1
Listening Comprehension I
Student Workbook

Section Two: Radiograms

You will hear a preamble to a radiogram followed by a text. A basic preamble consists of a date, time, and group count. The date is generally divided into day of the month, month, and year. The time is usually expressed in four-digit military time.

Thus, a preamble in its entirety would look like this:

28-go 8-go 74-go 15:00 Warszawa 25 grup/tekst

Write the radiogram number, the preamble, and the text as you hear them.

After the exercise, check your work with the answer key provided in your Answer Booklet. Listen to the radiogram again.

RADIOGRAM # 71

More DLI courses on LiveLingua - Online Language School

UNIT 1
Listening Comprehension I
Student Workbook

Section Three: Information Extraction

Ćwiczenie 1. Number Extraction

You will hear short sentences containing a time expression, date, number, or direction. Write down the entire numerical phrase in English. After the exercise, check your work with the answer key provided in the Answer Booklet.

1. _____
2. _____
3. _____
4. _____
5. _____
6. _____
7. _____
8. _____
9. _____
10. _____

More DLI courses on LiveLingua - Online Language School

UNIT 1
Listening Comprehension I
Student Workbook

Ćwiczenie 2. Extractions of Geographical and Family Names

You will hear short sentences containing geographical and/or family names. Write down each name you hear in the basic form. After the exercise, check your work with the answer key provided in your Answer Booklet.

1. _____
2. _____
3. _____
4. _____
5. _____
6. _____
7. _____
8. _____
9. _____
10. _____

More DLI courses on LiveLingua - Online Language School

UNIT 1
Listening Comprehension I
Student Workbook

Section Four: Transcription

You will hear 10 sentences recorded on the tape. Transcribe them in your workbook. Then, check your work with the answer key provided in your Answer Booklet. Listen to the sentences again.

1. _____

_____

2. _____

_____

3. _____

_____

4. _____

_____

5. _____

_____

6. _____

_____

7. _____

_____

8. _____

_____

9. _____

_____

10. _____

_____

More DLI courses on LiveLingua - Online Language School

UNIT I
Listening Comprehension II
Student Workbook

Section One: Rapid-Fire Drill

You will hear five sentences spoken in Polish. Listen to each sentence and translate it into English. Use abbreviations and numerals wherever possible. After the exercise, check your work with the answer key provided in your Answer Booklet. Then, listen to the exercise again.

1. _____

_____

2. _____

_____

3. _____

_____

4. _____

5. _____

More DLI courses on LiveLingua - Online Language School

UNIT I
Listening Comprehension II
Student Workbook

Section Two: Listening Comprehension

You will hear five texts, Listen to them carefully and then select the answer in your workbook which best relates to what you have heard. After the exercise, check your work with the answer key provided in the Answer Booklet. Then, listen to the exercise again.

I.

1. The daughter:

   a. will prepare a breakfast.
   b. will drink milk.
   c. will go shopping.

2. In the house there is no:

   a. sugar.
   b. butter.
   c. bread.

3. But there is some:

   a. cheese.
   b. milk.
   c. fruit.

II.

1. Today, the Malinowskis:

   a. will be buying a new apartment.
   b. will be moving to a new apartment.
   c. will be getting keys to a new apartment.

2. The new apartment is located:

   a. in a new development.
   b. in the old part of the town.
   c. on Sixth Street.

More DLI courses on LiveLingua - Online Language School

UNIT I
Listening Comprehension II
Student Workbook

3. The apartment has:

a. six rooms.
b. a small kitchen.
c. two bathrooms.

III.

1. The passenger will go to Kraków:

a. by train.
b. by car.
c. by bus.

2. He will leave:

a. today.
b. tomorrow.
c. the day after tomorrow.

3. He will be traveling:

a. with two other people.
b. alone.
c. with one more person.

IV.

1. Andrzej had an accident:

a. at work.
b. in the warehouse of the furniture factory.
c. on his way to work.

2. He was hurt when:

a. he drove into the warehouse.
b. the factory employee hit him with a stone.
c. he fell off the bike.

More DLI courses on LiveLingua - Online Language School

UNIT I
Listening Comprehension II
Student Workbook

3. He was taken to the hospital:

   a. by one of the factory's employees.
   b. by an ambulance.
   c. by the warehouse guard.

V.

1. The customer orders:

   a. soup.
   b. meat.
   c. fish.

2. The waiter suggests:

   a. tea with lemon.
   b. lettuce.
   c. pastry.

3. The customer is:

   a. in a hurry.
   b. hungry.
   c. not very hungry.

More DLI courses on LiveLingua - Online Language School

UNIT I
Listening Comprehension II
Student Workbook

Section Three: Aural Comprehension

Ćwiczenie 1. Listen to the recording and restore all the missing elements .

Borkowski _____ _____. Gdy _____ _____ z pracy padał _____. Na _____ stała _____ _____ i autobus, który _____ po 5.00 nie _____ _____. Borkowski _____ _____ na _____ ponad dwie _____. Gdy _____ znlazł się w _____ było _____ po 8.00. Był bardzo _____ i nie _____ się dobrze. _____ _____ i _____ się do _____. _____ dnia rano miał _____ _____, _____ i _____. Zadzwonił więc do _____ i zamówił _____.

_____ _____ go zbadał, _____ mu _____ _____ i kazał _____ w _____ przez następny _____.

Dał mu _____ _____ z pracy na 10 dni z _____ Borkowski bardzo się _____.

More DLI courses on LiveLingua - Online Language School

UNIT I
Listening Comprehension II
Student Workbook

Ćwiczenie 2. Answer the questions pertaining to the text you have restored. Check your work with the answer key provided in your Answer Booklet.

1. Dlaczego Borkowski wrócił do domu dopiero po 8.00?

_____

_____

2. Jak się wtedy czuł?

_____

_____

3. Co zrobił zanim poszedł spać?

_____

_____

4. Dlaczego rano zadzwonił do lekarza?

_____

_____

5. Co kazał mu robić lekarz?

_____

_____

More DLI courses on LiveLingua - Online Language School

UNIT 2

More DLI courses on LiveLingua - Online Language School

UNIT 2
Listening Comprehension I
Student Workbook

Section One: Sound Discrimination

You will hear 20 words. Listen to them and complete the missing letters in your workbook. Then check your work with the answer key provided in your Answer Booklet.

1. _____na
2. _____yn
3. _____yka
4. o_____
5. on_____
6. ma_____y
7. sta_____
8. b_____
9. m___l____
10. lu_____
11. m___t_____
12. bal_____
13. bu_____
14. most_____
15. m____ł ___
16. mł_____
17. s_____
18. lu_____
19. _____ty
20. jas_____

More DLI courses on LiveLingua - Online Language School

UNIT 2
Listening Comprehension I
Student Workbook

Section Two: Radiograms

You will hear a preamble to a radiogram followed by a text. A basic preamble consists of a date, time, and group count. The date is generally divided into day of the month, month, and year. The time is usually expressed in four-digit military time.

Write the radiogram number, the preamble, and the text as you hear them.

After the exercise, check your work with the answer key provided in your Answer Booklet. Listen to the radiogram again.

RADIOGRAM # 38

More DLI courses on LiveLingua - Online Language School

UNIT 2
Listening Comprehension I
Student Workbook

Section Three: Information Extraction

Ćwiczenie 1. Number Extraction

You will hear short sentences containing a time expression, date, number, or direction. Write down the entire numerical phrase in English. After the exercise, check your work with the answer key provided in the Answer Booklet.

1. _____
2. _____
3. _____
4. _____
5. _____
6. _____
7. _____
8. _____
9. _____
10. _____

More DLI courses on LiveLingua - Online Language School

UNIT 2
Listening Comprehension I
Student Workbook

Ćwiczenie 2. Extractions of Geographical and Family Names

You will hear short sentences containing geographical and/or family names. Write down each name you hear in the basic form. After the exercise, check your work with the answer key provided in your Answer Booklet.

1. _____
2. _____
3. _____
4. _____
5. _____
6. _____
7. _____
8. _____
9. _____
10. _____

More DLI courses on LiveLingua - Online Language School

UNIT 2
Listening Comprehension I
Student Workbook

Section Four: Transcription

You will hear 10 sentences recorded on the tape. Transcribe them in your workbook. Then, check your work with the answer key provided in your Answer Booklet. Listen to the sentences again.

1. _____

_____

2. _____

_____

3. _____

_____

4. _____

_____

5. _____

_____

6. _____

_____

7. _____

_____

8. _____

_____

9. _____

_____

10. _____

_____

More DLI courses on LiveLingua - Online Language School

UNIT 2
Listening Comprehension II
Student Workbook

Section One: Rapid-Fire Drill

You will hear five sentences spoken in Polish. Listen to each sentence and translate it into English. Use abbreviations and numerals wherever possible. After the exercise, check your work with the answer key provided in your Answer Booklet. Then, listen to the exercise again.

1. _____

_____

2. _____

_____

3. _____

_____

4. _____

_____

5. _____

_____

More DLI courses on LiveLingua - Online Language School

UNIT 2
Listening Comprehension II
Student Workbook

Section Two: Listening Comprehension

You will hear five brief communicative exchanges. Listen to them and then select the answer in your workbook which best relates to what you have heard. After the exercise, check your work with the answer key provided in your Answer Booklet. Then, listen to the exercise again.

1. He speaks Polish:

   a. in the barracks.
   b. in the coffee shop.
   c. in the classroom.

2. He is going to stay here:

   a. 10 days.
   b. nine days.
   c. eight days.

3. For breakfast they are going to have:

   a. butter, bread, coffee and cheese.
   b. bread, eggs, coffee and cheese.
   c. eggs, butter, coffee and bread.

4. They are going to be at the seashore:

   a. the day after tomorrow.
   b. today.
   c. tomorrow.

5. They are going to:

   a. the city.
   b. school.
   c. the country.

More DLI courses on LiveLingua - Online Language School

UNIT 2
Listening Comprehension II
Student Workbook

Section Three: Aural Comprehension

Ćwiczenie 1. Listen to the recording and restore all the missing elements.

Anna Bobrowska to _____, która _____ w _____. Ma 22 lata. Anna chce _____ dobre _____, więc _____ _____ dużo. Rano _____ _____, potem _____ do _____, gdzie ma _____ lekcje. W południe ma _____ wolny na drugie _____, a po _____ ma _____ _____ _____ w szkole. Anna _____ lubi filmy i _____, ale ponieważ chce _____ poznać _____, więc _____ się dużo _____ _____. Tylko w soboty i w _____ _____ za miasto swoim nowym _____ i wtedy _____ nad _____ _____ lub nad _____. Anna nie ma tu _____ żadnych _____, bo kurs _____ _____ dopiero _____ _____.

More DLI courses on LiveLingua - Online Language School

UNIT 2
Listening Comprehension II
Student Workbook

Ćwiczenie 2. Answer the questions pertaining to the text you have restored. Check your work with the answer key provided in your Answer Booklet.

1. Kto to jest Anna?

_____

2. Co Anna robi, żeby mieć dobre stopnie?

_____

3. Kiedy Anna je drugie śniadanie?

_____

4. Ile godzin dziennie, Anna jest w szkole?

_____

5. Co Anna robi w soboty i niedziele?

_____

_____

_____

6. Jakiego języka uczy się Anna?

_____

More DLI courses on LiveLingua - Online Language School

UNIT 3

More DLI courses on LiveLingua - Online Language School

UNIT 3
Listening Comprehension I
Student Workbook

Section One: Sound Discrimination

You will hear 20 words. Listen to them and complete the missing letters in your workbook. Then check your work with the answer key provided in your Answer Booklet.

1. ___wier___
2. _____emno
3. _____ano
4. no_____ny
5. lu_____ny
6. _____mno
7. _____ma
8. sta_____
9. _____le
10. _____arno
11. stru_____
12. st____pa____
13. _____sknić
14. _____iało
15. dwoi_____
16. _____wigać
17. w____ią___
18. s_____p
19. z____b___y
20. sk_____p__

More DLI courses on LiveLingua - Online Language School

UNIT 3
Listening Comprehension I
Student Workbook

Section Two: Radiograms

You will hear a preamble to a radiogram followed by a text. A basic preamble consists of a date, time, and group count. The date is generally divided into day of the month, month, and year. The time is usually expressed in four-digit military time.

Write the radiogram number, the preamble, and the text as you hear them.

After the exercise, check your work with the answer key provided in your Answer Booklet. Then listen to the radiogram again.

RADIOGRAM # 38

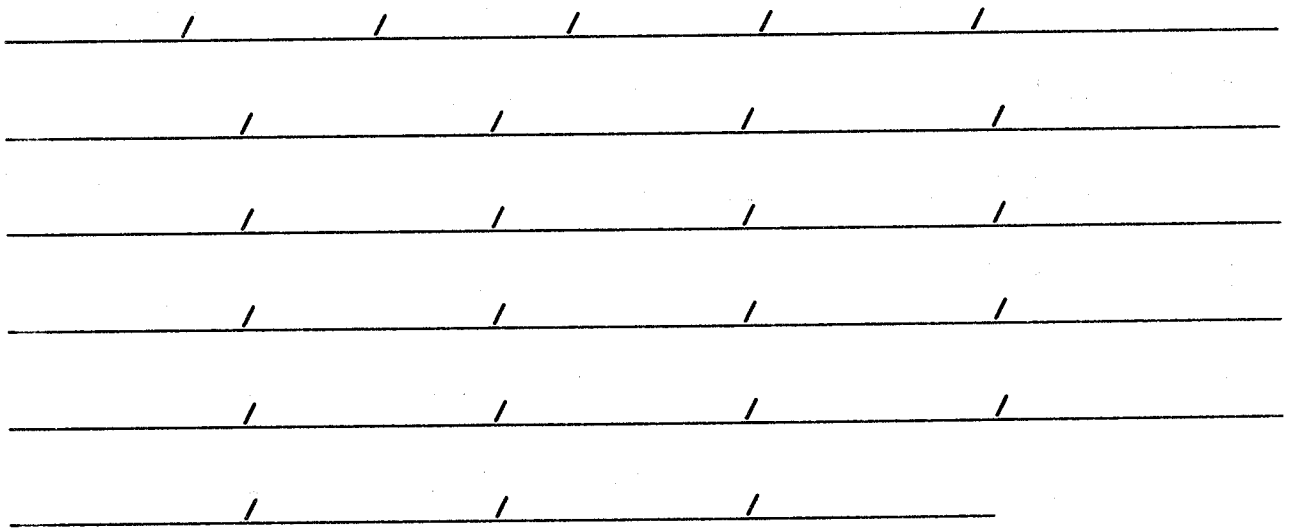

More DLI courses on LiveLingua - Online Language School

UNIT 3
Listening Comprehension I
Student Workbook

Section Three: Information Extraction

Ćwiczenie 1. Number Extraction

You will hear short sentences containing a time expression, date, number, or direction. Write down the entire numerical phrase in English. After the exercise, check your work with the answer key provided in the Answer Booklet.

1. _____
2. _____
3. _____
4. _____
5. _____
6. _____
7. _____
8. _____
9. _____
10. _____

More DLI courses on LiveLingua - Online Language School

UNIT 3
Listening Comprehension I
Student Workbook

Ćwiczenie 2. Extractions of Geographical and Family Names

You will hear short sentences containing geographical and/or family names. Write down each name you hear in the basic form. After the exercise, check your work with the answer key provided in your Answer Booklet.

1. _____
2. _____
3. _____
4. _____
5. _____
6. _____
7. _____
8. _____
9. _____
10. _____

More DLI courses on LiveLingua - Online Language School

UNIT 3
Listening Comprehension I
Student Workbook

Section Four: Transcription

You will hear 10 sentences recorded on the tape. Transcribe them in your workbook. Then, check your work with the answer key provided in your Answer Booklet. Listen to the sentences again.

1. _____

_____

2. _____

_____

3. _____

_____

4. _____

_____

5. _____

_____

6. _____

_____

7. _____

_____

8. _____

_____

9. _____

_____

10. _____

_____

More DLI courses on LiveLingua - Online Language School

UNIT 3
Listening Comprehension II
Student Workbook

Section One: Rapid-Fire Drill

You will hear five sentences spoken in Polish. Listen to each sentence and translate it into English. Use abbreviations and numerals wherever possible. After the exercise, check your work with the answer key provided in your Answer Booklet. Then, listen to the exercise again.

1. _____

_____

2. _____

_____

3. _____

_____

4. _____

_____

5. _____

_____

More DLI courses on LiveLingua - Online Language School

UNIT 3
Listening Comprehension II
Student Workbook

Section Two: Listening Comprehension

You will hear five brief communicative exchanges. Listen to them and then select the answer in your workbook which best relates to what you have heard. After the exercise, check your work with the answer key provided in your Answer Booklet. Then, listen to the exercise again.

1.

A. We went for ice cream because it was hot.
B. Ewa is sick because it was cold yesterday.
C. We got sick because we had ice cream when it was cold.

2.

A. The doctor will allow leave for only four days.
B. Maria will be sick for a week.
C. Maria wants to take sick leave for four days.

3.

A. Jurek met Baśka at the movies yesterday.
B. Baśka likes to watch TV all day long.
C. Jurek couldn't have seen Baśka at the movies yesterday.

4.

A. The son doesn't want to clean his suit himself.
B. The mother wants to clean her son's suit.
C. The son wants to clean his mother's suit.

5.

A. Students are encouraged to talk in the classroom.
B. Students'talking disturbs the teacher.
C. Students are not allowed to talk too loudly.

More DLI courses on LiveLingua - Online Language School

UNIT 3
Listening Comprehension II
Student Workbook

Section Three: Aural Comprehension

Ćwiczenie 1. Listen to the recording and restore all the missing elements .

Rysiek, _____ _____ Falskiej jest już _____ miesiące w _____. _____ w _____. Najpierw _____ iść do _____, ale kiedy _____ _____, że _____ tam _____ trzy lata, _____ _____ iść do _____. _____ _____ Falska dostała od _____list. _____, że czuje się _____ i _____ jest w _____. Jest _____ z _____ ma dobrych _____. _____ _____ Falska poszła na _____, aby wysłać _____ Ryśkowi. Syn _____ ją o mydło, _____ i kilka _____. Na _____ Falska _____ Sidło, która wysyłała _____. _____ pani Falska nie _____, który _____ _____ wypełnić, _____ wysłać _____, zapytała swoją _____.

More DLI courses on LiveLingua - Online Language School

UNIT 3
Listening Comprehension II
Student Workbook

Ćwiczenie 2. Answer the questions pertaining to the text you have restored. Check your work with the answer key provided in your Answer Booklet.

1. Co robi Rysiek?

_____

2. Dlaczego Rysiek nie poszedł do marynarki?

_____

_____

3. Czy Ryśkowi jest dobrze w wojsku? Dlaczego tam myślisz?

_____

_____

_____

4. Co matka posyła Ryśkowi?

_____

5. O co pani Falska zapytała swoją znajomą na poczcie?

_____

_____

More DLI courses on LiveLingua - Online Language School

UNIT 4

More DLI courses on LiveLingua - Online Language School

UNIT 4
Listening Comprehension I
Student Workbook

Section One: Sound Discrimination

You will hear 20 words. Listen to them and complete the missing letters in your workbook. Then check your work with the answer key provided in your Answer Booklet.

1. sto_____
2. _____pada
3. _____yli
4. _____uma
5. kole____y
6. m_____ka
7. _____okej
8. ____e___e
9. war_____y
10. ka_____a
11. _____aba
12. ko_____
13. g_____yby
14. _____as
15. poru_____nik
16. _____ona
17. _____ echy
18. p_____ek
19. b_____k
20. ze_____yt

More DLI courses on LiveLingua - Online Language School

UNIT 4
Listening Comprehension I
Student Workbook

Section Two: Radiograms

You will hear a preamble to a radiogram followed by a text. A basic preamble consists of a date, time, and group count. The date is generally divided into day of the month, month, and year. The time is usually expressed in four-digit military time.

Write the radiogram number, the preamble, and the text as you hear them.

After the exercise, check your work with the answer key provided in your Answer Booklet. Then listen to the radiogram again.

RADIOGRAM # 10

More DLI courses on LiveLingua - Online Language School

UNIT 4
Listening Comprehension I
Student Workbook

Section Three: Information Extraction

Ćwiczenie 1. Number Extraction

You will hear short sentences containing a time expression, date, number, or direction. Write down the entire numerical phrase in English. After the exercise, check your work with the answer key provided in the Answer Booklet.

1. _____
2. _____
3. _____
4. _____
5. _____
6. _____
7. _____
8. _____
9. _____
10. _____

More DLI courses on LiveLingua - Online Language School

UNIT 4
Listening Comprehension I
Student Workbook

Ćwiczenie 2. Extractions of Geographical and Family Names

You will hear short sentences containing geographical and/or family names. Write down each name you hear in the basic form. After the exercise, check your work with the answer key provided in your Answer Booklet.

1. _____
2. _____
3. _____
4. _____
5. _____
6. _____
7. _____
8. _____
9. _____
10. _____

More DLI courses on LiveLingua - Online Language School

UNIT 4
Listening Comprehension I
Student Workbook

Section Four: Transcription

You will hear 10 sentences recorded on the tape. Transcribe them in your workbook. Then, check your work with the answer key provided in your Answer Booklet. Listen to the sentences again.

1. _____
_____
2. _____
_____
3. _____
_____
4. _____
_____
5. _____
_____
6. _____
_____
7. _____
_____
8. _____
_____
9. _____
_____
10. _____
_____

More DLI courses on LiveLingua - Online Language School

UNIT 4
Listening Comprehension II
Student Workbook

Section One: Rapid-Fire Drill

You will hear five sentences spoken in Polish. Listen to each sentence and translate it into English. Use abbreviations and numerals wherever possible. After the exercise, check your work with the answer key provided in your Answer Booklet. Then, listen to the exercise again.

1. _____

_____

2. _____

_____

3. _____

_____

4. _____

_____

5. _____

_____

More DLI courses on LiveLingua - Online Language School

UNIT 4
Listening Comprehension II
Student Workbook

Section Two: Listening Comprehension

You will hear five brief communicative exchanges. Listen to them carefully and then select the answer in your workbook which best relates to what you have heard. After the exercise, check your work with the answer key provided in the Answer Booklet. Then, listen to the exercise again.

1.

A. I have to go to the pharmacy to buy medicine for a headache.
B. I get a headache whenever I have to go to the pharmacy.
C. I have to get aspirin for my brother.

2.

A. Paweł thinks Danka is pretty.
B. Paweł likes to look at Danka.
C. Paweł doesn't find Danka's face interesting.

3.

A. Marek's brother had an accident a year ago.
B. Marek broke his arm in an accident.
C. Marek's knee hurt for a long time after the accident.

4.

A. Ela found the book under the dictionaries.
B. Ela took the book from behind the shelf.
C. Ela couldn't find the book.

5.

A. I studied for the exam with my girl friend.
B. My girl friend has a baby.
C. My girl friend took care of my baby while I studied.

More DLI courses on LiveLingua - Online Language School

UNIT 4
Listening Comprehension II
Student Workbook

Section Three: Aural Comprehension

Ćwiczenie 1. Listen to the recording and restore all the missing elements.

Bogdan _____ do _____. Nie jest _____ pewny kiedy, ale planuje _____ na _____ albo na _____. Kupił już _____ na _____. Bogdan ma we _____ siostrę, która _____ i pracuje w Paryżu. Ma _____ dobrą _____ w IBM. To ona _____ Bogdana na _____.

Bogdan chce _____ nie tylko Francję. _____ też do Jugosławii, na _____ i do _____. Na _____ Bogdan _____ przez _____, potem chce _____ do Rzymu. Jego _____ ma _____. _____, że da go Bogdanowi na dwa _____, żeby _____ jechać _____ będzie _____.

Bogdan _____ _____, że _____ _____, bo nie _____ jej już _____ lat, to znaczy _____ _____, kiedy _____ do Ameryki.

More DLI courses on LiveLingua - Online Language School

UNIT 4
Listening Comprehension II
Student Workbook

Ćwiczenie 2. Answer the questions pertaining to the text you have restored. Check your work with the answer key provided in your Answer Booklet.

1. W jakiej porze roku Bogdan jedzie do Europy?

_____

2. Kogo Bogdan odwiedzi we Francji?

_____

3. Czym Bogdan będzie podróżował po Europie?

_____

4. Kiedy Bogdan wyjechał do Ameryki?

_____

5. Jakie kraje chce zobaczyć Bogdan?

_____

More DLI courses on LiveLingua - Online Language School

UNIT 5

More DLI courses on LiveLingua - Online Language School

UNIT 5
Listening Comprehension I
Student Workbook

Section One: Sound Discrimination

You will hear 20 words. Listen to them and complete the missing letters in your workbook. Then check your work with the answer key provided in your Answer Booklet.

1. _____st
2. ko_____
3. bi_____y
4. ko_____ł
5. ba_____yka
6. sko_____a
7. u___a____
8. _____nks
9. _____w__
10. re_____a
11. _____sić
12. śr_____
13. prze____adać
14. pra_____ad
15. m_____ny
16. _____gać
17. g_____e
18. paj_____
19. _____bin
20. _____oż____

More DLI courses on LiveLingua - Online Language School

UNIT 5
Listening Comprehension I
Student Workbook

Section Two: Radiograms

You will hear a preamble to a radiogram followed by a text. A basic preamble consists of a date, time, and group count. The date is generally divided into day of the month, month, and year. The time is usually expressed in four-digit military time.

Write the radiogram number, the preamble, and the text as you hear them.

After the exercise, check your work with the answer key provided in your Answer Booklet. Then listen to the radiogram again.

RADIOGRAM # 25

More DLI courses on LiveLingua - Online Language School

UNIT 5
Listening Comprehension I
Student Workbook

Section Three: Information Extraction

Ćwiczenie 1. Number Extraction

You will hear short sentences containing a time expression, date, number, or direction. Write down the entire numerical phrase in English. After the exercise, check your work with the answer key provided in the Answer Booklet.

1. _____
2. _____
3. _____
4. _____
5. _____
6. _____
7. _____
8. _____
9. _____
10. _____

More DLI courses on LiveLingua - Online Language School

UNIT 5
Listening Comprehension I
Student Workbook

Ćwiczenie 2. Extractions of Geographical and Family Names

You will hear short sentences containing geographical and/or family names. Write down each name you hear in the basic form. After the exercise, check your work with the answer key provided in your Answer Booklet.

1. _____

2. _____

3. _____

4. _____

5. _____

6. _____

7. _____

8. _____

9. _____

10. _____

More DLI courses on LiveLingua - Online Language School

UNIT 5
Listening Comprehension I
Student Workbook

Section Four: Transcription

You will hear 10 sentences recorded on the tape. Transcribe them in your workbook. Then, check your work with the answer key provided in your Answer Booklet. Listen to the sentences again.

1. _____

_____

2. _____

_____

3. _____

_____

4. _____

_____

5. _____

_____

6. _____

_____

7. _____

_____

8. _____

_____

9. _____

_____

10. _____

_____

More DLI courses on LiveLingua - Online Language School

UNIT 5
Listening Comprehension II
Student Workbook

Section One: Rapid-Fire Drill

You will hear five sentences spoken in Polish. Listen to each sentence and translate it into English. Use abbreviations and numerals wherever possible. After the exercise, check your work with the answer key provided in your Answer Booklet. Then, listen to the exercise again.

1. _____

_____

2. _____

_____

3. _____

_____

4. _____

_____

5. _____

_____

More DLI courses on LiveLingua - Online Language School

UNIT 5
Listening Comprehension II
Student Workbook

Section Two: Listening Comprehension

You will hear five texts. Listen to them carefully and then select the answer in your workbook which best relates to what you have heard. After the exercise, check your work with the answer key provided in the Answer Booklet. Then, listen to the exercise again.

I.

1. The train:

   a. has just arrived.
   b. has just departed.
   c. will depart in a moment.

2. Their luggage:

   a. is on the train already.
   b. has been sent to its destination.
   c. has been left at home.

II.

1. It is:

   a. Sunday morning.
   b. Saturday evening.
   c. Saturday afternoon.

2. Borkowski:

   a. has stayed in all the hotels in this town.
   b. has checked all the hotels in this town.
   c. has worked in all but one hotel in this town.

3. Borkowski stayed in a first-class hotel because:

   a. he had a lot of money.
   b. he liked it.
   c. he couldn't find a room in any other hotel.

More DLI courses on LiveLingua - Online Language School

UNIT 5
Listening Comprehension II
Student Workbook

III.

1. Solakowa has been waiting:

   a. for the letter from her husband.
   b. for the mailman.
   c. for her husband to come back.

2. Mr. Solak:

   a. disappeared a long time ago.
   b. has just returned from America.
   c. is in America.

IV.

1. Wirski is:

   a. a militiaman.
   b. a soldier.
   c. a sailor.

2. Wirski was unhappy because of:

   a. too few passes.
   b. too few field exercises.
   c. his short length of service.

3. Wirski will stay longer in the military:

   a. because he likes it.
   b. as a punishment.
   c. because of the situation in the country.

More DLI courses on LiveLingua - Online Language School

UNIT 5
Listening Comprehension II
Student Workbook

V.

1. The plane was flying:

   a. over the airport.
   b. over the mountains.
   c. fifty kilometers from the mountains.

2. The pilot was going to try:

   a. to fly over the mountains.
   b. to send paramedics to the airport.
   c. to make it to the airport.

More DLI courses on LiveLingua - Online Language School

UNIT 5
Listening Comprehension II
Student Workbook

Section Three: Aural Comprehension

Ćwiczenie 1. Listen to the recording and restore all the missing elements .

_____, _____, noktowizja. Nowoczesna _____ dla _____ liceum. Szkoły jak z XXI wieku. _____ _____ _____ we Wrocławiu, Lublinie i Toruniu, ale - jak _____ nas _____ _____ _____ Lesław Wojtasik z Ministerstwa _____ _____ - licea _____ mają powstać w przyszłości _____ _____ _____ _____.

W liceach _____ obowiązywać _____ _____ _____ program jak w _____. Kandydaci _____ _____ _____ kontynuować dalszą _____ w _____ _____. Najlepsi _____ _____ wstęp bez egzaminu do _____ Akademii Technicznej, _____ Akademii _____ i Wyższej Szkoły _____ _____.

_____ tych liceów _____ _____ nosić _____ podobny do _____ _____, ale tylko na _____ _____.

Poza pełnym programem _____ _____ ogólnokształcącej - większy nacisk _____ kłaść na politechnizację, _____, wprowadzenie elementów _____ i _____.

More DLI courses on LiveLingua - Online Language School

UNIT 5
Listening Comprehension II
Student Workbook

Nie będzie _____ musztry ani _____, natomiast _____ _____ będą mogli _____ _____ _____ _____ na obozy, gdzie mogą zdobyć _____ _____, stopień żeglarza jachtowego czy _____ skoczka _____.

_____ nie będą musieli _____ _____ _____, wyżywienie i umundurowanie oraz _____ i _____ i _____ _____.

_____ _____ w roku będą mogli _____ na koszt _____ do _____ miejscowości.

More DLI courses on LiveLingua - Online Language School

UNIT 5
Listening Comprehension II
Student Workbook

Ćwiczenie 2. Answer the questions pertaining to the text you have restored. Check your work with the answer key provided in your Answer Booklet.

1. Jakie nowe szkoły powstają obecnie w Polsce?

_ _____

2. Gdzie będą mogli się uczyć młodzi ludzie po skończeniu tych szkół?

_ _____

_____

3. Czym różnią się te szkoły od innych szkół?

_ _____

_____

_ _____

_ _____

4. Co uczniowie mogą robić w czasie wakacji?

_ _____

_____

_ _____

_____

5. Dlaczego te szkoły są atrakcyjne finansowo?

_ _____

_ _____

_ _____

_ _____

More DLI courses on LiveLingua - Online Language School

UNIT 6

More DLI courses on LiveLingua - Online Language School

UNIT 6
Listening Comprehension I
Student Workbook

Section One: Sound Discrimination

You will hear 20 words. Listen to them and complete the missing letters in your workbook. Then check your work with the answer key provided in your Answer Booklet.

1. st____knić się
2. pa_____ans
3. pa____knąć
4. okie_____a
5. _____lić
6. mie____a___
7. fry_____
8. _____jenie
9. od____nek
10. uto_____
11. ma_____
12. _____ysty
13. u_____ ech
14. flu_____acja
15. Oko_____
16. _____at
17. mgie_____a
18. dy _____ecja
19. re___le__tor
20. boja_____

More DLI courses on LiveLingua - Online Language School

UNIT 6
Listening Comprehension I
Student Workbook

Section Two: Radiograms

You will hear a preamble to a radiogram followed by a text. A basic preamble consists of a date, time, and group count. The date is generally divided into day of the month, month, and year. The time is usually expressed in four-digit military time.

Write the radiogram number, the preamble, and the text as you hear them.

After the exercise, check your work with the answer key provided in your Answer Booklet. Then listen to the radiogram again.

RADIOGRAM # 63

More DLI courses on LiveLingua - Online Language School

UNIT 6
Listening Comprehension I
Student Workbook

Section Three: Information Extraction

Ćwiczenie 1. Number Extraction

You will hear short sentences containing a time expression, date, number, or direction. Write down the entire numerical phrase in English. After the exercise, check your work with the answer key provided in the Answer Booklet.

1. _____

2. _____

3. _____

4. _____

5. _____

6. _____

7. _____

8. _____

9. _____

10. _____

More DLI courses on LiveLingua - Online Language School

UNIT 6
Listening Comprehension I
Student Workbook

Ćwiczenie 2. Extractions of Geographical and Family Names

You will hear short sentences containing geographical and/or family names. Write down each name you hear in the basic form. After the exercise, check your work with the answer key provided in your Answer Booklet.

1. _____

2. _____

3. _____

4. _____

5. _____

6. _____

7. _____

8. _____

9. _____

10. _____

More DLI courses on LiveLingua - Online Language School

UNIT 6
Listening Comprehension I
Student Workbook

Section Four: Transcription

You will hear 10 sentences recorded on the tape. Transcribe them in your workbook. Then, check your work with the answer key provided in your Answer Booklet. Listen to the sentences again.

1. _____
_____
2. _____
_____
3. _____
_____
4. _____
_____
5. _____
_____
6. _____
_____
7. _____
_____
8. _____
_____
9. _____
_____
10. _____
_____

More DLI courses on LiveLingua - Online Language School

UNIT 6
Listening Comprehension II
Student Workbook

Section One: Rapid-Fire Drill

You will hear five sentences spoken in Polish. Listen to each sentence and translate it into English. Use abbreviations and numerals wherever possible. After the exercise, check your work with the answer key provided in your Answer Booklet. Then, listen to the exercise again.

1. _____

_____

2. _____

_____

3. _____

_____

4. _____

_____

5. _____

_____

More DLI courses on LiveLingua - Online Language School

UNIT 6
Listening Comprehension II
Student Workbook

Section Two: Listening Comprehension

You will hear five statements. Listen to them carefully and then circle the statement which is the best logical continuation of a given statement. After the exercise, check your work with the answer key provided in the Answer Booklet. Then, listen to the exercise again.

1.

A. Możesz mi też pożyczyć jakąś książkę?
B. Możesz mi kupić aspirynę?
C. Kupisz mi jakąś książkę?

2.

A. Wczoraj przyjechała z powrotem.
B. Dobrze, że ubezpieczyła samochód.
C. Zatrzymała się przed przejściem dla pieszych.

3.

A. Na skrzyżowaniu był duży ruch.
B. Dopiero uczę się jeździć.
C. Niech ojciec zawiezie cię na dworzec.

4.

A. Z powrotem.
B. Na światłach.
C. Z przodu.

5.

A. Zobaczę w rozkładzie jazdy.
B. Zaraz będę z powrotem.
C. Autobusem i tramwajem.

More DLI courses on LiveLingua - Online Language School

UNIT 6
Listening Comprehension II
Student Workbook

Section Three: Aural Comprehension

Ćwiczenie 1. Listen to the recording and restore all the missing elements.

Staszek jest _____ na ostatniej _____. Już za _____ dni _____ _____ jego _____ i będzie mógł _____ do domu. Po _____ każdy _____ dostaje _____ urlopu. Staszek _____ na kilka dni nad _____, jeżeli będzie mógł _____ _____ u _____.

Ojciec Staszka chce _____, co syn będzie robił po _____. Staszek jest _____ _____. Mówi, że ma _____ zawód i _____ taką _____, jaka go _____. _____ jest _____ pracę, _____ nie ma się _____, ale Staszek _____ _____ pracował _____ _____ przy _____. _____ mu to _____ dobrą pracę. Staszek chce pracować _____ _____ na ulicy _____, koło _____ _____. Według _____ Zawadzkiego jest to dobre _____ . _____ Staszek jutro _____, jego ojciec _____ z kierownikiem _____ o pracy dla syna.

More DLI courses on LiveLingua - Online Language School

UNIT 6
Listening Comprehension II
Student Workbook

Ćwiczenie 2. Answer the questions pertaining to the text you have restored. Check your work with the answer key provided in your Answer Booklet.

1. Kiedy kończy się służba wojskowa Staszka?

_____

2. Dokąd Staszek chce jechać na urlop?

_____

3. Jaki zawód ma Staszek?

_____

4. Czy Staszek pracował wcześniej? Gdzie?

_____

_____

5. Gdzie Staszek chce dostać pracę?

_____

_____

More DLI courses on LiveLingua - Online Language School

UNIT 7

More DLI courses on LiveLingua - Online Language School

UNIT 7
Listening Comprehension I
Student Workbook

Section One: Sound Discrimination

You will hear 20 words. Listen to them and complete the missing letters in your workbook. Then check your work with the answer key provided in your Answer Booklet.

1. _____ura
2. bo_____k
3. tar_____
4. tar_____
5. _____ie___
6. _____ewo
7. ___yle_____a
8. _____ele
9. bu_____a
10. bu_____a
11. pła_____
12. pła_____
13. _____wny
14. _____em
15. ko_____ół
16. _____ma
17. pod_____as
18. t_____ba
19. _____y
20. _____epi_____

More DLI courses on LiveLingua - Online Language School

UNIT 7
Listening Comprehension I
Student Workbook

Section Two: Radiograms

You will hear a preamble to a radiogram followed by a text. A basic preamble consists of a date, time, and group count. The date is generally divided into day of the month, month, and year. The time is usually expressed in four-digit military time.

Write the radiogram number, the preamble, and the text as you hear them.

After the exercise, check your work with the answer key provided in your Answer Booklet. Then listen to the radiogram again.

RADIOGRAM # 99

More DLI courses on LiveLingua - Online Language School

UNIT 7
Listening Comprehension I
Student Workbook

Section Three: Information Extraction

Ćwiczenie 1. Number Extraction

You will hear short sentences containing a time expression, date, number, or direction. Write down the entire numerical phrase in English. After the exercise, check your work with the answer key provided in the Answer Booklet.

1. _____

2. _____

3. _____

4. _____

5. _____

6. _____

7. _____

8. _____

9. _____

10. _____

More DLI courses on LiveLingua - Online Language School

UNIT 7
Listening Comprehension I
Student Workbook

Ćwiczenie 2. Extractions of Geographical and Family Names

You will hear short sentences containing geographical and/or family names. Write down each name you hear in the basic form. After the exercise, check your work with the answer key provided in your Answer Booklet.

1. _____
2. _____
3. _____
4. _____
5. _____
6. _____
7. _____
8. _____
9. _____
10. _____

More DLI courses on LiveLingua - Online Language School

UNIT 7
Listening Comprehension I
Student Workbook

Section Four: Transcription

You will hear 10 sentences recorded on the tape. Transcribe them in your workbook. Then, check your work with the answer key provided in your Answer Booklet. Listen to the sentences again.

1. _____

_____

2. _____

_____

3. _____

_____

4. _____

_____

5. _____

_____

6. _____

_____

7. _____

_____

8. _____

_____

9. _____

_____

10. _____

_____

More DLI courses on LiveLingua - Online Language School

UNIT 7
Listening Comprehension II
Student Workbook

Section One: Rapid-Fire Drill

You will hear five sentences spoken in Polish. Listen to each sentence and translate it into English. Use abbreviations and numerals wherever possible. After the exercise, check your work with the answer key provided in your Answer Booklet. Then, listen to the exercise again.

1. _____

_____

2. _____

_____

3. _____

_____

4. _____

_____

5. _____

_____

More DLI courses on LiveLingua - Online Language School

UNIT 7
Listening Comprehension II
Student Workbook

Section Two: Listening Comprehension

You will hear five texts. Listen to them carefully and then select the answer in your workbook which best relates to what you have heard. After the exercise, check your work with the answer key provided in the Answer Booklet. Then, listen to the exercise again.

I.

1. Major Czuba is going:

   A. to make Corporal Wasik a squad leader.
   B. to send a reconnaissance patrol.
   C. to defend the village Gruszka.

2. The enemy is:

   A. in Waszowice.
   B. on the road to the village Gruszka.
   C. somewhere in the area between the village Gruszka and the road to Waszowice.

3. Corporal Wasik knows that area because:

   A. he used to live there.
   B. his parents live there.
   C. he was born there.

II.

1. A. Near Łubice two helicopters collided.
   B. There was a crash of two sports planes in Łubice.
   C. Two fighter planes collided.

2. The first pilot:

   A. was badly wounded.
   B. saved his life by catapulting from the plane.
   C. died in the crash.

More DLI courses on LiveLingua - Online Language School

UNIT 7
Listening Comprehension II
Student Workbook

3. The second pilot:

   A. landed safely.
   B. was badly wounded.
   C. had minor injuries.

III.

1. Bogdan and Zbyszek:

   A. serve in the infantry.
   B. are soldiers.
   C. serve in the Navy.

2. On maneuvers,the infantry soldiers have to:

   A. shoot a lot.
   B. walk and run.
   C. drive the armored vehicles.

3. Bogdan says he rides in:

   A. armored personnel carriers.
   B. tanks.
   C. trucks.

IV.

1. Zaczyk and his soldiers:

   A. were hiding from the enemy soldiers who attacked their unit.
   B. were on reconnaisance patrol near the village.
   C. were observing enemy troops.

2. One of his soldiers:

   A. will prepare the report.
   B. will receive the report.
   C. will be sent with the report to the unit.

More DLI courses on LiveLingua - Online Language School

UNIT 7
Listening Comprehension II
Student Workbook

3. Another soldier:

   A. is going to listen to the radio.
   B. will hurry to the unit with the report.
   C. is going to operate a radio transmitter.

V.

1. Adam is in the military and:

   A. serves in the Air Force.
   B. flies planes.
   C. serves in the infantry.

2. Adam:

   A. likes to fly.
   B. is interested in planes.
   C. knows a lot about aircraft.

3. Adam was convinced that he:

   A. could fly passenger planes.
   B. would be discharged in the fall.
   C. would be admitted to the Air Force.

More DLI courses on LiveLingua - Online Language School

UNIT 7
Listening Comprehension II
Student Workbook

Section Three: Aural Comprehension

Ćwiczenie 1. Listen to the recording and restore all the missing elements .

Czołgi są jedną z _____ broni _____ _____. Podczas _____ atakują _____, _____ jego czołgi, ludzi i _____ _____. _____ zdobywają _____ _____ i _____ do walki na jego _____. Czołgi są _____ nie tylko w _____, ale _____ w obronie. W obronie _____ _____ _____ pozycje, które ona _____. Gdy atak _____ zostaje _____ czołgi _____ _____ _____ do _____.

Czołgi _____ się na _____, _____ i _____. Dywizja _____ składa się z _____ pułków _____ _____, jednego pułku _____, pułku _____ i _____ _____.

More DLI courses on LiveLingua - Online Language School

UNIT 7
Listening Comprehension II
Student Workbook

Ćwiczenie 2. Answer the questions pertaining to the text you have restored. Check your work with the answer key provided in your Answer Booklet.

1. Jakie jest zadanie czołgów podczas natarcia?

_____

_____

_____

2. Jakie jest zadanie czołgów w obronie?

_____

_____

_____

3. Jakie są rodzaje czołgów?

_____

4. Z czego składa się dywizja pancerna?

_____

_____

_____

More DLI courses on LiveLingua - Online Language School

UNIT 8

More DLI courses on LiveLingua - Online Language School

UNIT 8
Listening Comprehension I
Student Workbook

Section One: Sound Discrimination

You will hear 20 words. Listen to them and complete the missing letters in your workbook. Then, check your work with the answer key provided in your Answer Booklet.

1. _____erka
2. wie_____
3. go_____e
4. ko_____
5. _____gać
6. Ko_____elisko
7. Ko_____an
8. Go_____ew
9. Mo_____ka
10. je____iec
11. je_____ić
12. mo_____ierz
13. mó_____ek
14. po_____eba
15. _____oda
16. o_____ymać
17. po_____ask
18. _____ysta
19. mis_____
20. _____epać

More DLI courses on LiveLingua - Online Language School

UNIT 8
Listening Comprehension I
Student Workbook

Section Two: Radiograms

You will hear a preamble to a radiogram followed by a text. A basic preamble consists of a date, time, and group count. The date is generally divided into day of the month, month, and year. The time is usually expressed in four-digit military time.

Write the radiogram number, the preamble, and the text as you hear them.

After the exercise, check your work with the answer key provided in your Answer Booklet. Then listen to the radiogram again.

RADIOGRAM # 44

More DLI courses on LiveLingua - Online Language School

UNIT 8
Listening Comprehension I
Student Workbook

Section Three: Information Extraction

Ćwiczenie 1. Number Extraction

You will hear short sentences containing a time expression, date, number, or direction. Write down the entire numerical phrase in English. After the exercise, check your work with the answer key provided in the Answer Booklet.

1. _____
2. _____
3. _____
4. _____
5. _____
6. _____
7. _____
8. _____
9. _____
10. _____

More DLI courses on LiveLingua - Online Language School

UNIT 8
Listening Comprehension I
Student Workbook

Ćwiczenie 2. Extractions of Geographical and Family Names

You will hear short sentences containing geographical and/or family names. Write down each name you hear in the basic form. After the exercise, check your work with the answer key provided in your Answer Booklet.

1. _____
2. _____
3. _____
4. _____
5. _____
6. _____
7. _____
8. _____
9. _____
10. _____

More DLI courses on LiveLingua - Online Language School

UNIT 8
Listening Comprehension I
Student Workbook

Section Four: Transcription

You will hear 10 sentences recorded on the tape. Transcribe them in your workbook. Then, check your work with the answer key provided in your Answer Booklet. Listen to the sentences again.

1. _____

_____

2. _____

_____

3. _____

_____

4. _____

_____

5. _____

_____

6. _____

_____

7. _____

_____

8. _____

_____

9. _____

_____

10. _____

_____

More DLI courses on LiveLingua - Online Language School

UNIT 8
Listening Comprehension II
Student Workbook

Section One: Rapid-Fire Drill

You will hear five sentences spoken in Polish. Listen to each sentence and translate it into English. Use abbreviations and numerals wherever possible. After the exercise, check your work with the answer key provided in your Answer Booklet. Then, listen to the exercise again.

1. _____

_____

2. _____

_____

3. _____

_____

4. _____

5. _____

_____

More DLI courses on LiveLingua - Online Language School

UNIT 8
Listening Comprehension II
Student Workbook

Section Two: Listening Comprehension

You will hear five statements. Listen to them carefully and then circle the statement which is the best logical continuation of a given statement. After the exercise, check your work with the answer key provided in the Answer Booklet. Then, listen to the exercise again.

1.

A. Yes, buy a loaf of bread.
B. I hope you will have enough time.
C. Can you mail this letter for me?

2.

A. Yes, there is one which is leaving at 20:45.
B. All trains to Szczecin depart from platform two.
C. This train is leaving at 6:15 a.m.

3.

A. The private didn't get a 48-hour pass.
B. Private Badura didn't return from his leave/pass on time.
C. No soldiers were given passes that time.

4.

A. Three people were killed in the accident.
B. An accident happened at the intersection.
C. Two people were killed at the intersection near the dormitory.

5.

A. I have borrowed four books lately.
B. The library is open from 4:00 to 6:00 p.m. only.
C. I haven't been to the library since the 6th of this month.

More DLI courses on LiveLingua - Online Language School

UNIT 8
Listening Comprehension II
Student Workbook

Section Three: Aural Comprehension

Ćwiczenie 1. Listen to the recording and restore all the missing elements.

Pan _____ czuje się bardzo _____. Rano kierownik _____ zrobił zebranie dla _____ pracowników. _____ miały być wysokie _____ biura za światło. Ale ludzie _____ po co przyszli i _____ rozmawiać o własnych sprawach. Chcąc nie _____, kierownik musiał skończyć _____. Wracając do domu, _____ _____ wstąpił do sklepu po _____. Zapłaciwszy za _____ popatrzył na rachunek i znalazł _____. "Przecież to piwo kosztuje _____ , a nie _____ złote" - pomyślał i wrócił do _____. "Jeszcze jeden taki _____ dzień, a będę musiał _____ gdzieś odpocząć."

More DLI courses on LiveLingua - Online Language School

UNIT 8
Listening Comprehension II
Student Workbook

Ćwiczenie 2. Answer the questions pertaining to the text you have restored. Check your work with the answer key provided in your Answer Booklet.

1. Dla kogo było zebranie?

_____

2. Jaki był temat zebrania?

_____

_____

3. Kiedy pan Szczęśniak kupił piwo?

_____

4. Dlaczego pan Szczęśniak wrócił do kasy?

_____

_____

5. Kiedy planuje pojechać na odpoczynek?

_____

_____

More DLI courses on LiveLingua - Online Language School

UNIT 9

More DLI courses on LiveLingua - Online Language School

UNIT 9
Listening Comprehension I
Student Workbook

Section One: Sound Discrimination

You will hear 20 words. Listen to them and complete the missing letters in your workbook. Then, check your work with the answer key provided in your Answer Booklet.

1. Ko_____elisko
2. Ko_____any
3. Brze_____
4. Gro_____owice
5. _____ytno
6. Mo_____ka
7. Cho_____ewo
8. _____yt
9. _____aw
10. pod_____yc
11. _____ygieł
12. _____cin
13. _____ne
14. _____sko
15. gwó_____
16. oczy_____ać
17. odni_____
18. _____wina
19. grubo_____
20. dopu_____

More DLI courses on LiveLingua - Online Language School

UNIT 9
Listening Comprehension I
Student Workbook

Section Two: Radiograms

You will hear a preamble to a radiogram followed by a text. A basic preamble consists of a date, time, and group count. The date is generally divided into day of the month, month, and year. The time is usually expressed in four-digit military time.

Write the radiogram number, the preamble, and the text as you hear them.

After the exercise, check your work with the answer key provided in your Answer Booklet. Then listen to the radiogram again.

RADIOGRAM # 58

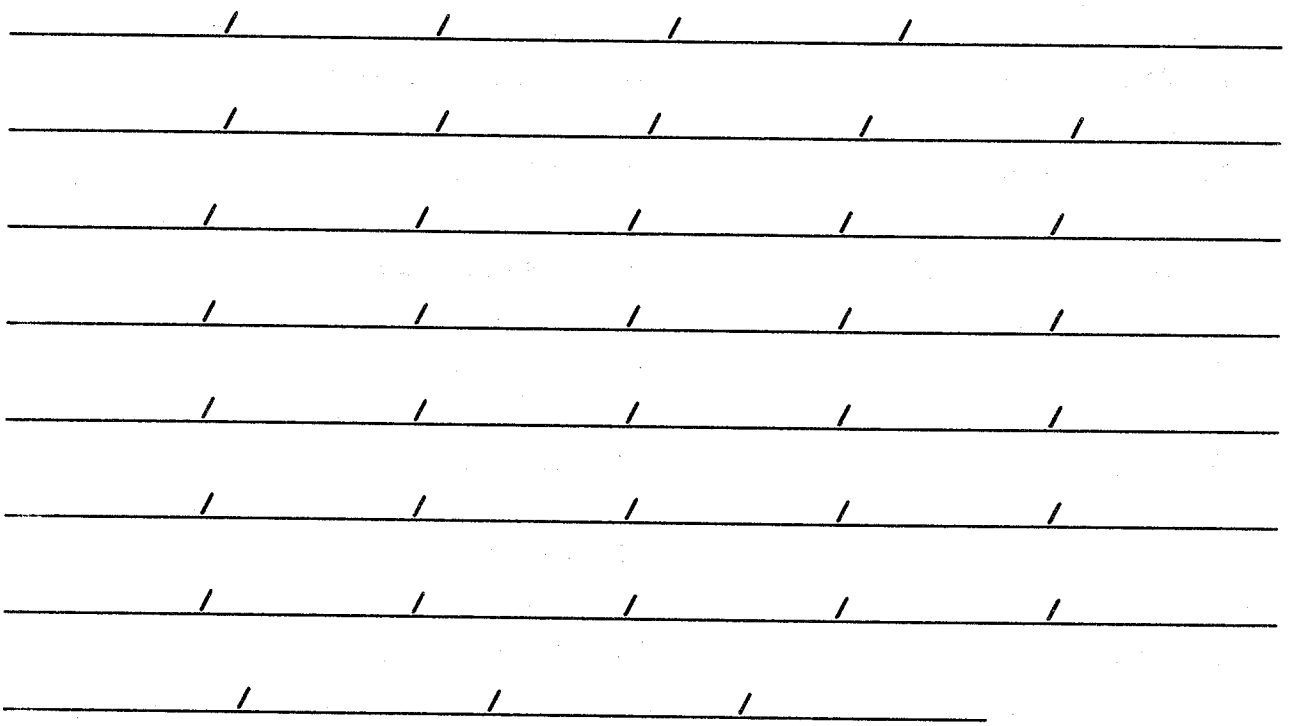

More DLI courses on LiveLingua - Online Language School

UNIT 9
Listening Comprehension I
Student Workbook

Section Three: Information Extraction

Ćwiczenie 1. Number Extraction

You will hear short sentences containing a time expression, date, number, or direction. Write down the entire numerical phrase in English. After the exercise, check your work with the answer key provided in the Answer Booklet.

1. _____
2. _____
3. _____
4. _____
5. _____
6. _____
7. _____
8. _____
9. _____
10. _____

More DLI courses on LiveLingua - Online Language School

UNIT 9
Listening Comprehension I
Student Workbook

Ćwiczenie 2. Extractions of Geographical and Family Names

You will hear short sentences containing geographical and/or family names. Write down each name you hear in the basic form. After the exercise, check your work with the answer key provided in your Answer Booklet.

1. _____

2. _____

3. _____ _____

4. _____

5. _____

6. _____

7. _____

8. _____ _____

9. _____

10. _____ _____

More DLI courses on LiveLingua - Online Language School

UNIT 9
Listening Comprehension I
Student Workbook

Section Four: Transcription

You will hear 10 sentences recorded on the tape. Transcribe them in your workbook. Then, check your work with the answer key provided in your Answer Booklet. Listen to the sentences again.

1. _____
_____
2. _____
_____
3. _____
_____
4. _____
_____
5. _____
_____
6. _____
_____
7. _____
_____
8. _____
_____
9. _____
_____
10. _____
_____

More DLI courses on LiveLingua - Online Language School

UNIT 9
Listening Comprehension II
Student Workbook

Section One: Rapid-Fire Drill

You will hear five sentences spoken in Polish. Listen to each sentence and translate it into English. Use abbreviations and numerals wherever possible. After the exercise, check your work with the answer key provided in your Answer Booklet. Then, listen to the exercise again.

1. _____

_____

2. _____

_____

3. _____

_____

4. _____

_____

5. _____

_____

More DLI courses on LiveLingua - Online Language School

UNIT 9
Listening Comprehension II
Student Workbook

Section Two: Listening Comprehension

You will hear five brief communicative exchanges. Listen to them carefully and then select the answer in your workbook which best relates to what you have heard. After the exercise, check your work with the answer key provided in the Answer Booklet. Then, listen to the exercise again.

1.

A. Jacek owns an auto repair shop.
B. Jacek can repair cars.
C. Jacek's car is broken.

2.

A. They can't leave now because the apples are not packed yet.
B. They can go even without sandwiches.
C. The sandwiches and apples are already packed, so they can leave.

3.

A. According to the papers, the wedding took place in 1986.
B. Because the wedding took place only two weeks ago, the papers say the man is still single.
C. According to the papers, the wife uses her maiden name.

4. A. Wiesiek just passed by the rifle range.
B. All bullets hit the 10.
C. Wiesiek got nervous because only three bullets hit the target.

5.

A. The woman has a headache because there is a lot of smoke in the room.
B. At the meeting in the pharmacy all seats were taken.
C. Something happened in front of the pharmacy.

More DLI courses on LiveLingua - Online Language School

UNIT 9
Listening Comprehension II
Student Workbook

Section Three: Aural Comprehension

Ćwiczenie 1. Listen to the recording and restore all the missing elements.

Przez ostatnie _____ dni, _____, w którym _____ szeregowy _____, miał manewry. _____ dziś rano po _____ wszyscy wrócili _____ _____. Po spóźnionym _____, żołnierze _____ broń i _____ ją do _____. _____ dopiero dowódca _____, że _____ obiadu jest _____ wolny. _____ Wilk _____ się tym bardzo _____ chciał przeczytać _____ listy, które _____ w ostatnich _____. Pomyślał też, że _____ będzie miał czas _____ napisać do swojej _____ jak _____ do domu.

More DLI courses on LiveLingua - Online Language School

UNIT 9
Listening Comprehension II
Student Workbook

Ćwiczenie 2. Answer the questions pertaining to the text you have restored. Check your work with the answer key provided in your Answer Booklet.

1. Jak długo trwały manewry?

_____

2. Kiedy batalion wrócił do koszar?

_____

3. Co zrobili żołnierze po śniadaniu?

_____

_____

4. Co ogłosił dowódca?

_____

_____

5. Do kogo chce napisać szeregowy Wilk?

_____

More DLI courses on LiveLingua - Online Language School

UNIT 10

More DLI courses on LiveLingua - Online Language School

UNIT 10
Listening Comprehension I
Student Workbook

Section One: Sound Discrimination

You will hear 20 words. Listen to them and complete the missing letters in your workbook. Then, check your work with the answer key provided in your Answer Booklet.

1. le_____yna
2. Lubel_____yzna
3. li_____ik
4. pow_____ymać
5. nowo_____ecki
6. neofa_____
7. łu_____yć
8. nadje_____ać
9. niedo_____gniony
10. mie_____anin
11. ł_____y____
12. niezap_____alne
13. m_____arnia
14. tłu_____
15. mo _____
16. Li_____ark
17. niebo_____k
18. do_____gać
19. nie_____ciowy
20. obe_____ysta

More DLI courses on LiveLingua - Online Language School

UNIT 10
Listening Comprehension I
Student Workbook

Section Two: Radiograms

You will hear a preamble to a radiogram followed by a text. A basic preamble consists of a date, time, and group count. The date is generally divided into day of the month, month, and year. The time is usually expressed in four-digit military time.

Write the radiogram number, the preamble, and the text as you hear them.

After the exercise, check your work with the answer key provided in your Answer Booklet. Then listen to the radiogram again.

RADIOGRAM # 29

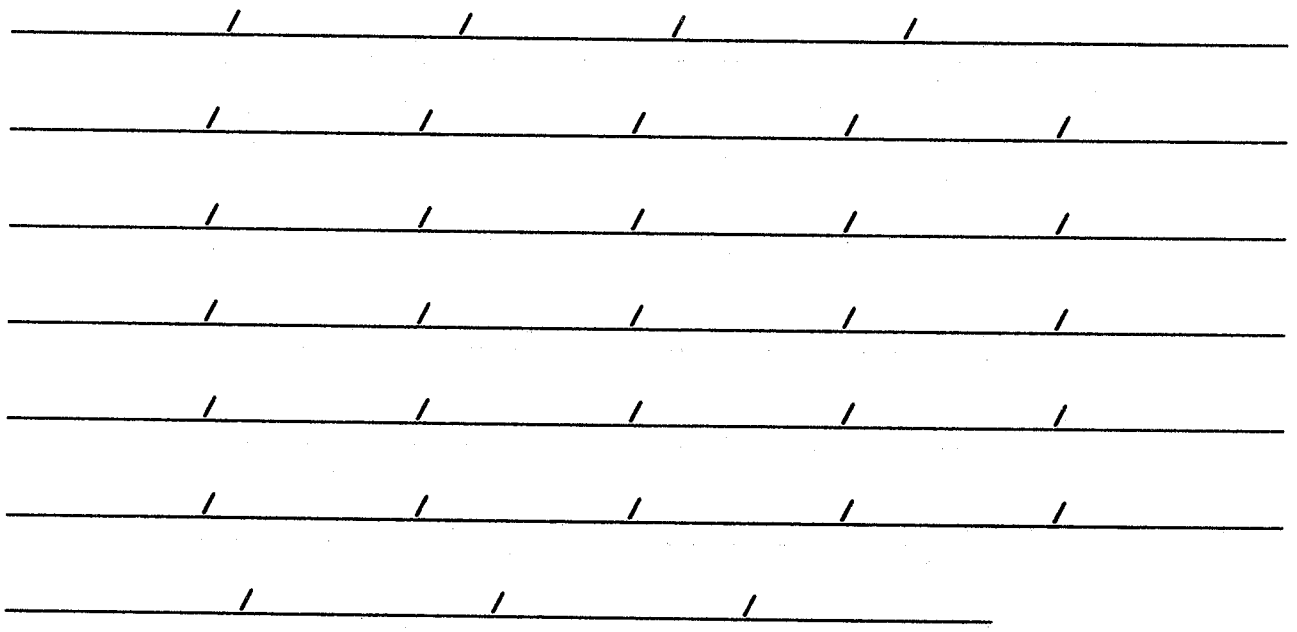

More DLI courses on LiveLingua - Online Language School

UNIT 10
Listening Comprehension I
Student Workbook

Section Three: Information Extraction

Ćwiczenie 1. Number Extraction

You will hear short sentences containing a time expression, date, number, or direction. Write down the entire numerical phrase in English. After the exercise, check your work with the answer key provided in the Answer Booklet.

1. _____

2. _____

3. _____

4. _____

5. _____

6. _____

7. _____

8. _____

9. _____

10. _____

More DLI courses on LiveLingua - Online Language School

UNIT 10
Listening Comprehension I
Student Workbook

Ćwiczenie 2. Extractions of Geographical and Family Names

You will hear short sentences containing geographical and/or family names. Write down each name you hear in the basic form. After the exercise, check your work with the answer key provided in your Answer Booklet.

1. _____
2. _____
3. _____
4. _____
5. _____
6. _____
7. _____
8. _____
9. _____
10. _____

More DLI courses on LiveLingua - Online Language School

UNIT 10
Listening Comprehension I
Student Workbook

Section Four: Transcription

You will hear 10 sentences recorded on the tape. Transcribe them in your workbook. Then, check your work with the answer key provided in your Answer Booklet. Listen to the sentences again.

1. _____

_____

2. _____

_____

3. _____

_____

4. _____

_____

5. _____

_____

6. _____

_____

7. _____

_____

8. _____

_____

9. _____

_____

10. _____

_____

More DLI courses on LiveLingua - Online Language School

UNIT 10
Listening Comprehension II
Student Workbook

Section One: Rapid-Fire Drill

You will hear five sentences spoken in Polish. Listen to each sentence and translate it into English. Use abbreviations and numerals wherever possible. After the exercise, check your work with the answer key provided in your Answer Booklet. Then, listen to the exercise again.

1. _____

_____

2. _____

_____

3. _____

_____

4. _____

_____

5. _____

_____

More DLI courses on LiveLingua - Online Language School

UNIT 10
Listening Comprehension II
Student Workbook

Section Two: Listening Comprehension

You will hear five brief communicative exchanges. Listen to them carefully and then select the answer in your workbook which best relates to what you have heard. After the exercise, check your work with the answer key provided in the Answer Booklet. Then, listen to the exercise again.

1.

A. Although it rained yesterday, Ela is fine.
B. Ela probably has influenza.
C. Ela didn't feel well yesterday.

2.

A. Soldiers always begin to wear winter overcoats before Polish Army Day.
B. Soldiers begin to wear overcoats whenever they want.
C. The army headquarters decide when soldiers should begin to wear overcoats.

3.

A. It's only some 50 meters to the movie theater from here.
B. The sister who lives near the Kultura movie theater, can take either bus 122 or 132.
C. To go to the Kultura movie theater, one can take either bus 122 or 132.

4.

A. In 36 hours, Private Zientara's brother is getting married.
B. The sergeant has been invited to the lieutenant's wedding.
C. The lieutenant can give Private Zientara a longer leave/pass.

More DLI courses on LiveLingua - Online Language School

UNIT 10
Listening Comprehension II
Student Workbook

5.

A. Eighty thousand people want to be at the stadium an hour and a half before the match begins.
B. **The team which the fans are talking about, will probably become the champions.**
C. **Widzew captured the championship thanks to the victory in Szczecin.**

More DLI courses on LiveLingua - Online Language School

UNIT 10
Listening Comprehension II
Student Workbook

Section Three: Aural Comprehension

Ćwiczenie 1. Listen to the recording and restore all the missing elements.

Porucznik _____ służył w 2 _____ 6 dywizjonu _____. Dowódcą jego _____ artylerii był pułkownik _____. Podczas _____ w lesie, koło wsi _____, zginęło _____ żołnierzy. Zginął _____ pułkownik Głowacki, _____ porucznik Jasiński został_____ _____ lewą nogę.

Gdy czołgi _____ weszły do wsi, _____ Jasińskiego zaczął się _____. Dwóch _____ zostało aby _____ porucznikowi, który nie _____ iść. Było jednak _____ późno i wszyscy _____ dostali się do _____.

More DLI courses on LiveLingua - Online Language School

UNIT 10
Listening Comprehension II
Student Workbook

Ćwiczenie 2. Answer the questions pertaining to the text you have restored. Check your work with the answer key provided in your Answer Booklet.

1. W której baterii służył porucznik Jasiński?

_____

2. Gdzie zginęło 34 żołnierzy?

_____

3. Co stało się z dowódcą dywizjonu?

_____

4. Kiedy oddział zaczął się wycofywać?

_____

_____

5. Kto dostał się do niewoli?

_____

_____

More DLI courses on LiveLingua - Online Language School

UNIT 11

More DLI courses on LiveLingua - Online Language School

UNIT 11
Listening Comprehension I
Student Workbook

Section One: Sound Discrimination

You will hear 10 words. Listen to them and complete the missing letters in your workbook. Then, check your work with the answer key provided in your Answer Booklet.

1. że_____tów

2. uży_____

3. po_____ocha

4. _____askać

5. zd_____eć

6. pa_____a

7. o_____yć

8. zbieżn_____

9. _____ka

10. nie_____ście

More DLI courses on LiveLingua - Online Language School

UNIT 11
Listening Comprehension I
Student Workbook

Section Two: Radiograms

You will hear a preamble to a radiogram followed by a text. A basic preamble consists of a date, time, and group count. The date is generally divided into day of the month, month, and year. The time is usually expressed in four-digit military time.

Write the radiogram number, the preamble, and the text as you hear them.

After the exercise, check your work with the answer key provided in your Answer Booklet. Then listen to the radiogram again.

RADIOGRAM # 55

More DLI courses on LiveLingua - Online Language School

UNIT 11
Listening Comprehension I
Student Workbook

Section Three: Information Extraction

Ćwiczenie 1. Number Extraction

You will hear short sentences containing a time expression, date, number, or direction. Write down the entire numerical phrase in English. After the exercise, check your work with the answer key provided in the Answer Booklet.

1. _____
2. _____
3. _____
4. _____
5. _____
6. _____
7. _____
8. _____
9. _____
10. _____

More DLI courses on LiveLingua - Online Language School

UNIT 11
Listening Comprehension I
Student Workbook

Ćwiczenie 2. Extractions of Geographical and Family Names

You will hear short sentences containing geographical and/or family names. Write down each name you hear in the basic form. After the exercise, check your work with the answer key provided in your Answer Booklet.

1. _____
2. _____
3. _____
4. _____
5. _____
6. _____
7. _____
8. _____
9. _____
10. _____

More DLI courses on LiveLingua - Online Language School

UNIT 11
Listening Comprehension I
Student Workbook

Section Four: Transcription

You will hear a short text recorded on the tape. Transcribe it in your workbook and answer the questions. Then check your work with the answer key provided in your Answer Booklet.

More DLI courses on LiveLingua - Online Language School

UNIT 11
Listening Comprehension I
Student Workbook

Pytania:

1. Ile lat trwała nauka historii?

2. Jak często były wykłady i ćwiczenia?

3. Jak wyglądała nauka historii?

4. Jak studenci przygotowywali się do egzaminu?

5. Jak wyglądał egzamin?

More DLI courses on LiveLingua - Online Language School

UNIT 11
Listening Comprehension II
Student Workbook

Section One: Rapid-Fire Drill

You will hear 10 sentences spoken in Polish. Listen to each sentence and translate it into English. Use abbreviations and numerals wherever possible. After the exercise, check your work with the answer key provided in your Answer Booklet. Then, listen to the exercise again.

1. _____

_____

2. _____

_____

3. _____

_____

4. _____

_____

5. _____

_____

6. _____

_____

7. _____

_____

8. _____

_____

More DLI courses on LiveLingua - Online Language School

UNIT 11
Listening Comprehension II
Student Workbook

9. _____

_____

10. _____

_____

More DLI courses on LiveLingua - Online Language School

UNIT 11
Listening Comprehension II
Student Workbook

Section Two: Listening Comprehension

You will hear four brief communicative exchanges. Listen to them carefully and then select the answer in your workbook which best relates to what you have heard. After the exercise, check your work with the answer key provided in the Answer Booklet. Then, listen to the exercise again.

1.

A. Marek passed the examination on the history of the United States.
B. Instead of going to the examination, Marek went to the library.
C. Marek attended lectures on the history of the United States for one and a half semesters.

2.

A. The sister lives at her cousin's in Olsztyn.
B. The parents and a brother and his wife live in the same town.
C. The parents-in-law live in Łódz.

3.

A. Although conditions were difficult, nobody stopped working.
B. The trade union was the first to offer help.
C. The first secretary is too busy to help.

4.

A. All the people attended the meeting.
B. Three employees are in the capitol.
C. Five people didn't come to the meeting.

More DLI courses on LiveLingua - Online Language School

UNIT 11
Listening Comprehension II
Student Workbook

Section Three: Transcription

You will hear a short text recorded on the tape. Transcribe it in your workbook and answer the questions. Then check your work with the answer key provided in your Answer Booklet.

Pytania:

1. Kiedy odbył się pogrzeb?

2. Jak nazywał się profesor?

3. Czego uczył profesor?

4. Kto mieszka w U.S.A.?

5. Kto głównie przyszedł na pogrzeb?

More DLI courses on LiveLingua - Online Language School

UNIT 12

More DLI courses on LiveLingua - Online Language School

UNIT 12
Listening Comprehension I
Student Workbook

Section One: Sound Discrimination

You will hear 10 words. Listen to them and complete the missing letters in your workbook. Then, check your work with the answer key provided in your Answer Booklet.

1. _____ew
2. po_____ara
3. po_____iata
4. r_____ka
5. ko_____nie
6. wyo_____nia
7. _____ysko
8. _____ać
9. _____nąć
10. ws_____ny

More DLI courses on LiveLingua - Online Language School

UNIT 12
Listening Comprehension I
Student Workbook

Section Two: Radiograms

You will hear a preamble to a radiogram followed by a text. A basic preamble consists of a date, time, and group count. The date is generally divided into day of the month, month, and year. The time is usually expressed in four-digit military time.

Write the radiogram number, the preamble, and the text as you hear them.

After the exercise, check your work with the answer key provided in your Answer Booklet. Then listen to the radiogram again.

RADIOGRAM # 66

More DLI courses on LiveLingua - Online Language School

UNIT 12
Listening Comprehension I
Student Workbook

Section Three: Information Extraction

Ćwiczenie 1. Number Extraction

You will hear short sentences containing a time expression, date, number, or direction. Write down the entire numerical phrase in English. After the exercise, check your work with the answer key provided in the Answer Booklet.

1. _____

2. _____

3. _____

4. _____

5. _____

6. _____

7. _____

8. _____

9. _____

10. _____

More DLI courses on LiveLingua - Online Language School

UNIT 12
Listening Comprehension I
Student Workbook

Ćwiczenie 2. Extractions of Geographical and Family Names

You will hear short sentences containing geographical and/or family names. Write down each name you hear in the basic form. After the exercise, check your work with the answer key provided in your Answer Booklet.

1. _____
2. _____
3. _____
4. _____
5. _____
6. _____
7. _____
8. _____
9. _____
10. _____

More DLI courses on LiveLingua - Online Language School

UNIT 12
Listening Comprehension I
Student Workbook

Section Four: Transcription

You will hear a short text recorded on the tape. Transcribe it in your workbook and answer the questions. Then check your work with the answer key provided in your Answer Booklet.

More DLI courses on LiveLingua - Online Language School

UNIT 12
Listening Comprehension I
Student Workbook

Pytania:

1. Gdzie się zwraca o pomoc, szukając mieszkania?

_____

2. Kto najczęściej szuka mieszkania?

_____

3. Jakie dane osobowe trzeba podać, dając ogłoszenie w Biurze Ogłoszeń?

_____

_____

4. Ile kosztuje wynajęcie dwupokojowego mieszkania z kuchnią?

_____

_____

More DLI courses on LiveLingua - Online Language School

UNIT 12
Listening Comprehension II
Student Workbook

Section One: Rapid-Fire Drill

You will hear 10 sentences spoken in Polish. Listen to each sentence and translate it into English. Use abbreviations and numerals wherever possible. After the exercise, check your work with the answer key provided in your Answer Booklet. Then, listen to the exercise again.

1. _____
_____

2. _____
_____

3. _____
_____

4. _____
_____

5. _____
_____

6. _____
_____

7. _____
_____

8. _____
_____

More DLI courses on LiveLingua - Online Language School

UNIT 12
Listening Comprehension II
Student Workbook

9. _____

_____

10. _____

_____

More DLI courses on LiveLingua - Online Language School

UNIT 12
Listening Comprehension II
Student Workbook

Section Two: Listening Comprehension

You will hear four brief communicative exchanges. Listen to them carefully and then select the answer in your workbook which best relates to what you have heard. After the exercise, check your work with the answer key provided in the Answer Booklet. Then, listen to the exercise again.

1.

A. Marciniak has a second wife.
B. The woman in the photo is Marciniak's present wife.
C. Marciniak's wife got married again.

2.

A. The man doesn't want to show any documents.
B. The man who is a foreigner, doesn't have a passport with him.
C. The man will give his name only when he is at the police precinct.

3.

A. He saw the man on TV.
B. He doesn't remember where he saw the man.
C. He is sure that the man is a Party member.

4.

A. The Ministry of Labor's office is in the next room.
B. The Ministry of Labor employees got a pay raise.
C. The employees hope to get a pay raise soon.

More DLI courses on LiveLingua - Online Language School

UNIT 12
Listening Comprehension II
Student Workbook

Section Three: Transcription

You will hear a short text recorded on the tape. Transcribe it in your workbook and answer the questions. Then check your work with the answer key provided in your Answer Booklet.

_____

_____

_____

_____

_____

_____

Pytania:

1. Kto był obecny na zebraniu?

_____

2. Co przeczytał sekretarz?

_____

3. Ile artykułów było na liście?

_____

4. Jak zwiększą się zarobki?

_____

5. Ilu przedstawicieli załogi głosowało za podwyżką?

_____

More DLI courses on LiveLingua - Online Language School

UNIT 13

More DLI courses on LiveLingua - Online Language School

UNIT 13
Listening Comprehension I
Student Workbook

Section One: Sound Discrimination

You will hear 10 words. Listen to them and complete the missing letters in your workbook. Then, check your work with the answer key provided in your Answer Booklet.

1. doje_____ać
2. Irlan_____yk
3. _____yca
4. ko_____ec
5. niep_____eganie
6. go_____
7. jast_____
8. neo_____ysta
9. nie_____wie_____
10. Ko_____u____ko

More DLI courses on LiveLingua - Online Language School

UNIT 13
Listening Comprehension I
Student Workbook

Section Two: Radiograms

You will hear a preamble to a radiogram followed by a text. A basic preamble consists of a date, time, and group count. The date is generally divided into day of the month, month, and year. The time is usually expressed in four-digit military time.

Write the radiogram number, the preamble, and the text as you hear them.

After the exercise, check your work with the answer key provided in your Answer Booklet. Then listen to the radiogram again.

RADIOGRAM # 80

More DLI courses on LiveLingua - Online Language School

UNIT 13
Listening Comprehension I
Student Workbook

Section Three: Information Extraction

Ćwiczenie 1. Number Extraction

You will hear short sentences containing a time expression, date, number, or direction. Write down the entire numerical phrase in English. After the exercise, check your work with the answer key provided in the Answer Booklet.

1. _____
2. _____
3. _____
4. _____
5. _____
6. _____
7. _____
8. _____
9. _____
10. _____

More DLI courses on LiveLingua - Online Language School

UNIT 13
Listening Comprehension I
Student Workbook

Ćwiczenie 2. Extractions of Geographical and Family Names

You will hear short sentences containing geographical and/or family names. Write down each name you hear in the basic form. After the exercise, check your work with the answer key provided in your Answer Booklet.

1. _____
2. _____
3. _____
4. _____
5. _____
6. _____
7. _____
8. _____
9. _____
10. _____

More DLI courses on LiveLingua - Online Language School

UNIT 13
Listening Comprehension I
Student Workbook

Section Four: Transcription

You will hear a short text recorded on the tape. Transcribe it in your workbook and answer the questions. Then check your work with the answer key provided in your Answer Booklet.

More DLI courses on LiveLingua - Online Language School

UNIT 13
Listening Comprehension I
Student Workbook

Pytania:

1. Jaki przedmiot studiuje Marek Witkowski?

_____

2. Jakie zajęcia obowiązują na studiach germanistyki?

_____

_____

3. Czym chce się zająć Marek, po skończeniu studiów?

_____

4. Jakie dodatkowe prace Marek planuje podjąć?

_____

5. Co robi Marek, żeby się do tego zajęcia przygotować?

_____

More DLI courses on LiveLingua - Online Language School

UNIT 13
Listening Comprehension II
Student Workbook

Section One: Rapid-Fire Drill

You will hear 10 sentences spoken in Polish. Listen to each sentence and translate it into English. Use abbreviations and numerals wherever possible. After the exercise, check your work with the answer key provided in your Answer Booklet. Then, listen to the exercise again.

1. _____

_____

2. _____

_____

3. _____

_____

4. _____

_____

5. _____

_____

6. _____

_____

7. _____

_____

8. _____

_____

More DLI courses on LiveLingua - Online Language School

UNIT 13
Listening Comprehension II
Student Workbook

9. _____

_____

10. _____

_____

More DLI courses on LiveLingua - Online Language School

UNIT 13
Listening Comprehension II
Student Workbook

Section Two: Listening Comprehension

You will hear four texts. Listen to them carefully and then select the answer in your workbook which best relates to what you have heard. After the exercise, check your work with the answer key provided in the Answer Booklet. Then, listen to the exercise again.

1.

A. The secretary has nurses' and cashiers' applications.
B. They will have to hire a mechanic and two drivers this month.
C. The factory needs new mechanics, drivers, and secretaries.

2.

A. The General of the Army greeted the Libyan delegation.
B. The Libyan delegation will meet with the Minister of National Defense, Lieutenant General Lech Zatwarski tomorrow.
C. The General of the Army visited the delegation of Libyan Armed Forces to Poland.

3.

A. She works as the manager of a grocery store.
B. She used to work as a teacher.
C. She works as a secretary.

4.

A. The Hungarian ambassador met with the First Secretary, Cezary Laskowski at the Hungarian Embassy in Warsaw.
B. The delegation of Hungarian trade unions met with members of the Polish trade unions.
C. The delegation discussed the problems of the trade union movement in Hungary.

More DLI courses on LiveLingua - Online Language School

UNIT 13
Listening Comprehension II
Student Workbook

Section Three: Transcription

You will hear a short text recorded on the tape. Transcribe it in your workbook and answer the questions. Then check your work with the answer key provided in your Answer Booklet.

More DLI courses on LiveLingua - Online Language School

UNIT 13
Listening Comprehension II
Student Workbook

Pytania:

1. Co musi najpierw zrobić żołnierz, który chce zostać kierowcą?

_____

2. Kto organizuje kursy?

_____

3. Ile kosztuje kurs na prawo jazdy?

_____

4. Czego uczą się żołnierze na kursie?

_____

_____

5. Jakie pojazdy prowadzą żołnierze po zdaniu egzaminu?

_____

_____

More DLI courses on LiveLingua - Online Language School

UNIT 14

More DLI courses on LiveLingua - Online Language School

UNIT 14
Listening Comprehension I
Student Workbook

Section One: Sound Discrimination

You will hear 10 words. Listen to them and complete the missing letters in your workbook. Then, check your work with the answer key provided in your Answer Booklet.

1. m_____wo____
2. wyko_____yć
3. uczę_____ać
4. _____mcha
5. za_____ca
6. wewn_____
7. wysoko_____owiec
8. _____tusić się
9. za_____epić
10. w_____epić

More DLI courses on LiveLingua - Online Language School

UNIT 14
Listening Comprehension I
Student Workbook

Section Two: Radiograms

You will hear a preamble to a radiogram followed by a text. A basic preamble consists of a date, time, and group count. The date is generally divided into day of the month, month, and year. The time is usually expressed in four-digit military time.

Write the radiogram number, the preamble, and the text as you hear them.

After the exercise, check your work with the answer key provided in your Answer Booklet. Then listen to the radiogram again.

RADIOGRAM # 81

More DLI courses on LiveLingua - Online Language School

UNIT 14
Listening Comprehension I
Student Workbook

Section Three: Information Extraction

Ćwiczenie 1. Number Extraction

You will hear short sentences containing a time expression, date, number, or direction. Write down the entire numerical phrase in English. After the exercise, check your work with the answer key provided in the Answer Booklet.

1. _____
2. _____
3. _____
4. _____
5. _____
6. _____
7. _____
8. _____
9. _____
10. _____

More DLI courses on LiveLingua - Online Language School

UNIT 14
Listening Comprehension I
Student Workbook

Ćwiczenie 2. Extractions of Geographical and Family Names

You will hear short sentences containing geographical and/or family names. Write down each name you hear in the basic form. After the exercise, check your work with the answer key provided in your Answer Booklet.

1. _____
2. _____
3. _____
4. _____
5. _____
6. _____
7. _____
8. _____
9. _____
10. _____

More DLI courses on LiveLingua - Online Language School

UNIT 14
Listening Comprehension I
Student Workbook

Section Four: Transcription

You will hear a short text recorded on the tape. Transcribe it in your workbook and answer the questions. Then check your work with the answer key provided in your Answer Booklet.

More DLI courses on LiveLingua - Online Language School

UNIT 14
Listening Comprehension I
Student Workbook

Pytania:

1. Z jakiej okazji pan "X" myśli o kupowaniu prezentów?

_____

2. Dla kogo jest mu najtrudniej wybrać prezent?

_____

3. Jaki prezent pan "X" postanowił kupić żonie? Dlaczego?

_____

_____

4. Co pan "X" postanowił kupić dzieciom?

_____

5. Co pan "X" kupi rodzicom?

_____

_____

6. Co pan "X" myśli o prezentach, które on ewentualnie dostanie?

_____

_____

_____

More DLI courses on LiveLingua - Online Language School

UNIT 14
Listening Comprehension II
Student Workbook

Section One: Rapid-Fire Drill

You will hear 10 sentences spoken in Polish. Listen to each sentence and translate it into English. Use abbreviations and numerals wherever possible. After the exercise, check your work with the answer key provided in your Answer Booklet. Then, listen to the exercise again.

1. _____

_____

2. _____

_____

3. _____

_____

4. _____

_____

5. _____

_____

6. _____

_____

7. _____

_____

8. _____

_____

More DLI courses on LiveLingua - Online Language School

UNIT 14
Listening Comprehension II
Student Workbook

9. _____

_____

10. _____

_____

More DLI courses on LiveLingua - Online Language School

UNIT 14
Listening Comprehension II
Student Workbook

Section Two: Listening Comprehension

You will hear four brief communicative exchanges. Listen to them carefully and then select the answer in your workbook which best relates to what you have heard. After the exercise, check your work with the answer key provided in the Answer Booklet. Then, listen to the exercise again.

1.

A. It's believed that one of the organizers will win the election.
B. Nobody trusts Wasilewski, so he can't win the election.
C. Wasilewski may become the new chairman.

2.

A. Jurek is still fat.
B. Jurek is in jail.
C. Jurek is near a newsstand.

3.

A. He got a pair of brown pants for his birthday.
B. He is going to wear a blue shirt.
C. His sweater is dirty.

4.

A. Darek needs navy blue socks.
B. Darek will check to see if the store has nice dresses.
C. Darek wants to go to the department store.

More DLI courses on LiveLingua - Online Language School

UNIT 14
Listening Comprehension II
Student Workbook

Section Three: Transcription

You will hear a short text recorded on the tape. Transcribe it in your workbook and answer the questions. Then check your work with the answer key provided in your Answer Booklet.

More DLI courses on LiveLingua - Online Language School

UNIT 14
Listening Comprehension II
Student Workbook

Pytania:

1. Dlaczego pani Teresa chce kupić sobie coś do ubrania?

_____

2. Co jest w sklepie "Mody Polskiej"?

_____

_____

3. Czego było dużo w sklepie?

_____

_____

4. Co kupiła pani Teresa?

_____

5. Jakiego koloru jest jej nowa sukienka?

_____

More DLI courses on LiveLingua - Online Language School

UNIT 15

More DLI courses on LiveLingua - Online Language School

UNIT 15
Listening Comprehension I
Student Workbook

Section One: Sound Discrimination

You will hear 10 words. Listen to them and complete the missing letters in your workbook. Then, check your work with the answer key provided in your Answer Booklet.

1. Koso_____ina
2. bli_____y
3. degrada_____
4. pospie_____
5. pia_____ysty
6. mi_____
7. e_____ntryk
8. _____ka
9. pie_____
10. p_____arz

More DLI courses on LiveLingua - Online Language School

UNIT 15
Listening Comprehension I
Student Workbook

Section Two: Radiograms

You will hear a preamble to a radiogram followed by a text. A basic preamble consists of a date, time, and group count. The date is generally divided into day of the month, month, and year. The time is usually expressed in four-digit military time.

Write the radiogram number, the preamble, and the text as you hear them.

After the exercise, check your work with the answer key provided in your Answer Booklet. Then listen to the radiogram again.

RADIOGRAM # 35

More DLI courses on LiveLingua - Online Language School

UNIT 15
Listening Comprehension I
Student Workbook

Section Three: Information Extraction

Ćwiczenie 1. Number Extraction

You will hear short sentences containing a time expression, date, number, or direction. Write down the entire numerical phrase in English. After the exercise, check your work with the answer key provided in the Answer Booklet.

1. _____
2. _____
3. _____
4. _____
5. _____
6. _____
7. _____
8. _____
9. _____
10. _____

More DLI courses on LiveLingua - Online Language School

UNIT 15
Listening Comprehension I
Student Workbook

Ćwiczenie 2. Extractions of Geographical and Family Names

You will hear short sentences containing geographical and/or family names. Write down each name you hear in the basic form. After the exercise, check your work with the answer key provided in your Answer Booklet.

1. _____
2. _____
3. _____
4. _____
5. _____
6. _____
7. _____
8. _____
9. _____
10. _____

More DLI courses on LiveLingua - Online Language School

UNIT 15
Listening Comprehension I
Student Workbook

Section Four: Transcription

You will hear a short text recorded on the tape. Transcribe it in your workbook and answer the questions. Then check your work with the answer key provided in your Answer Booklet.

More DLI courses on LiveLingua - Online Language School

UNIT 15
Listening Comprehension I
Student Workbook

Pytania:

1. Kto organizuje przyjęcie z okazji ślubu Haliny?

_____

2. Kto pomaga przygotować przyjęcie?

_____

3. Jakie potrawy będą podane na przyjęciu?

_____

_____

4. Co planuje brat Haliny podać na przyjęciu?

_____

_____

_____

_____

5. Jakie sałatki zaplanował brat Haliny?

_____

_____

More DLI courses on LiveLingua - Online Language School

UNIT 15
Listening Comprehension II
Student Workbook

Section One: Rapid-Fire Drill

You will hear 10 sentences spoken in Polish. Listen to each sentence and translate it into English. Use abbreviations and numerals wherever possible. After the exercise, check your work with the answer key provided in your Answer Booklet. Then, listen to the exercise again.

1. _____

_____

2. _____

_____

3. _____

_____

4. _____

_____

5. _____

_____

6. _____

_____

7. _____

_____

8. _____

_____

More DLI courses on LiveLingua - Online Language School

UNIT 15
Listening Comprehension II
Student Workbook

9. _____

_____

10. _____

_____

More DLI courses on LiveLingua - Online Language School

UNIT 15
Listening Comprehension II
Student Workbook

Section Two: Listening Comprehension

You will hear four texts. Listen to them carefully and then select the answer in your workbook which best relates to what you have heard. After the exercise, check your work with the answer key provided in the Answer Booklet. Then, listen to the exercise again.

1.

A. There is no cheese in the house.
B. He will have two boiled eggs.
C. There is coffee, tea, and milk to drink.

2.

A. Dylewski is a construction worker and builds houses.
B. Dylewski likes his job very much.
C. Dylewski belongs to the Party.

3.

A. They are in this restaurant for the first time.
B. One of them will order chicken, the other steak.
C. They both will have salad.

4.

A. Darek remembered that he had some money in his pocket.
B. Darek lost his watch in the flower shop.
C. The militiaman told Darek that the thief would be hard to find.

More DLI courses on LiveLingua - Online Language School

UNIT 15
Listening Comprehension II
Student Workbook

Section Three: Transcription

You will hear a short text recorded on the tape. Transcribe it in your workbook and answer the questions. Then check your work with the answer key provided in your Answer Booklet.

More DLI courses on LiveLingua - Online Language School

UNIT 15
Listening Comprehension II
Student Workbook

Pytania:

1. Dlaczego wycieczka trwała tak długo?

_____

2. Co uczestnicy wycieczki zjedli na śniadanie?

_____

3. Co było na obiad?

_____

4. O jakich daniach na kolację mówili uczestnicy wycieczki?

_____

_____

5. Gdzie można zjeść w Bratowie?

_____

_____

More DLI courses on LiveLingua - Online Language School

UNIT 16

More DLI courses on LiveLingua - Online Language School

UNIT 16
Listening Comprehension I
Student Workbook

Section One: Sound Discrimination

You will hear 10 words. Listen to them and complete the missing letters in your workbook. Then, check your work with the answer key provided in your Answer Booklet.

1. _____yt

2. powie_____

3. posze_____y

4. de_____owy

5. mi_____ski

6. _____azda

7. ko_____liska

8. zaro_____ty

9. mie_____stwo

10. _____y__

More DLI courses on LiveLingua - Online Language School

UNIT 16
Listening Comprehension I
Student Workbook

Section Two: Radiograms

You will hear a preamble to a radiogram followed by a text. A basic preamble consists of a date, time, and group count. The date is generally divided into day of the month, month, and year. The time is usually expressed in four-digit military time.

Write the radiogram number, the preamble, and the text as you hear them.

After the exercise, check your work with the answer key provided in your Answer Booklet. Then listen to the radiogram again.

RADIOGRAM # 36

More DLI courses on LiveLingua - Online Language School

UNIT 16
Listening Comprehension I
Student Workbook

Section Three: Information Extraction

Ćwiczenie 1. Number Extraction

You will hear short sentences containing a time expression, date, number, or direction. Write down the entire numerical phrase in English. After the exercise, check your work with the answer key provided in the Answer Booklet.

1. _____

2. _____

3. _____

4. _____

5. _____

6. _____

7. _____

8. _____

9. _____

10. _____

More DLI courses on LiveLingua - Online Language School

UNIT 16
Listening Comprehension I
Student Workbook

Ćwiczenie 2. Extractions of Geographical and Family Names

You will hear short sentences containing geographical and/or family names. Write down each name you hear in the basic form. After the exercise, check your work with the answer key provided in your Answer Booklet.

1. _____
2. _____
3. _____
4. _____
5. _____
6. _____
7. _____
8. _____
9. _____
10. _____

More DLI courses on LiveLingua - Online Language School

UNIT 16
Listening Comprehension I
Student Workbook

Section Four: Transcription

You will hear a short text recorded on the tape. Transcribe it in your workbook and answer the questions. Then check your work with the answer key provided in your Answer Booklet.

More DLI courses on LiveLingua - Online Language School

UNIT 16
Listening Comprehension I
Student Workbook

Pytania:

1. Jak turyści dostali się nad jezioro?

_____

_____

2. Jak wyglądał brzeg jeziora?

_____

_____

3. Jaka była pogoda w nocy?

_____

_____

4. Gdzie turyści chcieli rozbić namiot?

_____

_____

_____

5. Dlaczego turyści nie mogli zatrzymać się na wyspie na jeziorze?

_____

More DLI courses on LiveLingua - Online Language School

UNIT 16
Listening Comprehension II
Student Workbook

Section One: Rapid-Fire Drill

You will hear 10 sentences spoken in Polish. Listen to each sentence and translate it into English. Use abbreviations and numerals wherever possible. After the exercise, check your work with the answer key provided in your Answer Booklet. Then, listen to the exercise again.

1. _____

_____

2. _____

_____

3. _____

_____

4. _____

5. _____

_____

6. _____

_____

7. _____

_____

8. _____

_____

More DLI courses on LiveLingua - Online Language School

UNIT 16
Listening Comprehension II
Student Workbook

9. _____

_____

10. _____

_____

More DLI courses on LiveLingua - Online Language School

UNIT 16
Listening Comprehension II
Student Workbook

Section Two: Listening Comprehension

You will hear four brief communicative exchanges. Listen to them carefully and then select the answer in your workbook which best relates to what you have heard. After the exercise, check your work with the answer key provided in the Answer Booklet. Then, listen to the exercise again.

1.

A. There is no hotel there, but you will enjoy the place very much.
B. The town is just by a small lake.
C. The only hotel is near a sandy beach.

2.

A. His boss is hiring more qualified employees.
B. His boss behaves like Director Krupski.
C. His boss understands all the problems that the employees have.

3.

A. He doesn't like the weather here very much.
B. He used to live on the coast.
C. He doesn't feel well when the temperature is 15°c.

4.

A. The first spring storm will be between 8:00 and 10:00 a.m.
B. An overcast is expected after sunset.
C. There will be showers throughout the day.

More DLI courses on LiveLingua - Online Language School

UNIT 16
Listening Comprehension II
Student Workbook

Section Three: Transcription

You will hear a short text recorded on the tape. Transcribe it in your workbook and answer the questions. Then check your work with the answer key provided in your Answer Booklet.

More DLI courses on LiveLingua - Online Language School

UNIT 16
Listening Comprehension II
Student Workbook

Pytania:

1. Co się właśnie zbliżało?

_____

2. Co chcieliśmy pokazać znajomej?

_____

_____

3. Gdzie został samochód?

_____

4. Dlaczego dalej musieliśmy iść pieszo?

_____

_____

5. Gdzie są bagna?

_____

_____

More DLI courses on LiveLingua - Online Language School

UNIT 17

More DLI courses on LiveLingua - Online Language School

UNIT 17
Listening Comprehension 1
Student Workbook

Section One: Sound Discrimination

You will hear 10 words. Listen to them and complete the missing letters in your workbook. Then, check your work with the answer key provided in your Answer Booklet.

1. Alba_____yk
2. bar_____
3. ja_____na
4. bez_____ny
5. ja_____urka
6. be_____yk
7. K_____tof
8. be_____ewny
9. na_____ejszy
10. gda_____anin

More DLI courses on LiveLingua - Online Language School

UNIT 17
Listening Comprehension 1
Student Workbook

Section Two: Radiograms

You will hear a preamble to a radiogram followed by a text. A basic preamble consists of a date, time, and group count. The date is generally divided into day of the month, month, and year. The time is usually expressed in four-digit military time.

Write the radiogram number, the preamble, and the text as you hear them.

After the exercise, check your work with the answer key provided in your Answer Booklet. Then listen to the radiogram again.

RADIOGRAM # 99

More DLI courses on LiveLingua - Online Language School

UNIT 17
Listening Comprehension 1
Student Workbook

Section Three: Information Extraction

Ćwiczenie 1. Number Extraction

You will hear short sentences containing a time expression, date, number, or direction. Write down the entire numerical phrase in English. After the exercise, check your work with the answer key provided in the Answer Booklet.

1. _____
2. _____
3. _____
4. _____
5. _____
6. _____
7. _____
8. _____
9. _____
10. _____

More DLI courses on LiveLingua - Online Language School

UNIT 17
Listening Comprehension 1
Student Workbook

Ćwiczenie 2. Extractions of Geographical and Family Names

You will hear short sentences containing geographical and/or family names. Write down each name you hear in the basic form. After the exercise, check your work with the answer key provided in your Answer Booklet.

1. _____

2. _____

3. _____

4. _____

5. _____

6. _____

7. _____

8. _____

9. _____

10. _____

More DLI courses on LiveLingua - Online Language School

UNIT 17
Listening Comprehension 1
Student Workbook

Section Four: Transcription

You will hear a short text recorded on the tape. Transcribe it in your workbook and answer the questions. Then check your work with the answer key provided in your Answer Booklet.

More DLI courses on LiveLingua - Online Language School

UNIT 17
Listening Comprehension 1
Student Workbook

Pytania:

1. Jakie operacje prowadzą ludzie przychodzący do banku?

_____

2. Kiedy bank dawał duże procenty?

_____

_____

3. Jakie inne usługi świadczył bank?

_____

4. Z jakimi sprawami przychodzili do banku obcokrajowcy?

_____

_____

5. Kiedy w banku było najwięcej klientów?

_____

_____

More DLI courses on LiveLingua - Online Language School

UNIT 17
Listening Comprehension II
Student Workbook

Section One: Rapid-Fire Drill

You will hear 10 sentences spoken in Polish. Listen to each sentence and translate it into English. Use abbreviations and numerals wherever possible. After the exercise, check your work with the answer key provided in your Answer Booklet. Then, listen to the exercise again.

1. _____

_____

2. _____

_____

3. _____

_____

4. _____

5. _____

_____

6. _____

_____

7. _____

_____

8. _____

_____

More DLI courses on LiveLingua - Online Language School

UNIT 17
Listening Comprehension II
Student Workbook

9. _____

_____

10. _____

_____

More DLI courses on LiveLingua - Online Language School

UNIT 17
Listening Comprehension II
Student Workbook

Section Two: Listening Comprehension

You will hear four texts. Listen to them carefully and then select the answer in your workbook which best relates to what you have heard. After the exercise, check your work with the answer key provided in the Answer Booklet. Then, listen to the exercise again.

1.

A. The money was in the wallet on the desk.
B. He found cash in the pocket of her coat.
C. They are going abroad to see their relatives.

2.

A. Włodek opened an account at the bank on Czackiego Street.
B. Włodek has a relative abroad.
C. Włodek isn't going to see his uncle in America.

3.

A. The new mechanic will manage to repair the white Polonez.
B. There are some spare parts missing from the warehouse.
C. The car owner is in no hurry to get his car back.

4.

A. Monika got a pay raise.
B. Monika was saving money for her trip.
C. Monika has to borrow the money to go on a trip.

More DLI courses on LiveLingua - Online Language School

UNIT 17
Listening Comprehension II
Student Workbook

Section Three: Transcription

You will hear a short text recorded on the tape. Transcribe it in your workbook and answer the questions. Then check your work with the answer key provided in your Answer Booklet.

More DLI courses on LiveLingua - Online Language School

UNIT 17
Listening Comprehension II
Student Workbook

Pytania:

1. Co zrobi Bartek?

_____

2. Co kupi Elżbieta?

_____

3. Dlaczego kupowanie biletów nie zajmie dużo czasu?

_____

4. Ile pieniędzy miał w portfelu Bartek?

_____

5. Dlaczego Elżbieta nie kupiła gazet?

_____

_____

More DLI courses on LiveLingua - Online Language School

UNIT 18

More DLI courses on LiveLingua - Online Language School

UNIT 18
Listening Comprehension I
Student Workbook

Section One: Sound Discrimination

You will hear 10 words. Listen to them and complete the missing letters in your workbook. Then, check your work with the answer key provided in your Answer Booklet.

1. _____nica
2. Jast_____ce
3. Rze_____
4. Ra_____
5. Su_____a
6. Radnodo_____e
7. Ba_____uty
8. _____anne
9. _____otary
10. Nie_____yce

More DLI courses on LiveLingua - Online Language School

UNIT 18
Listening Comprehension I
Student Workbook

Section Two: Radiograms

You will hear a preamble to a radiogram followed by a text. A basic preamble consists of a date, time, and group count. The date is generally divided into day of the month, month, and year. The time is usually expressed in four-digit military time.

Write the radiogram number, the preamble, and the text as you hear them.

After the exercise, check your work with the answer key provided in your Answer Booklet. Then listen to the radiogram again.

RADIOGRAM # 88

More DLI courses on LiveLingua - Online Language School

UNIT 18
Listening Comprehension I
Student Workbook

Section Three: Information Extraction

Ćwiczenie 1. Number Extraction

You will hear short sentences containing a time expression, date, number, or direction. Write down the entire numerical phrase in English. After the exercise, check your work with the answer key provided in the Answer Booklet.

1. _____
2. _____
3. _____
4. _____
5. _____
6. _____
7. _____
8. _____
9. _____
10. _____

More DLI courses on LiveLingua - Online Language School

UNIT 18
Listening Comprehension I
Student Workbook

Ćwiczenie 2. Extractions of Geographical and Family Names

You will hear short sentences containing geographical and/or family names. Write down each name you hear in the basic form. After the exercise, check your work with the answer key provided in your Answer Booklet.

1. _____
2. _____
3. _____
4. _____
5. _____
6. _____
7. _____
8. _____
9. _____
10. _____

More DLI courses on LiveLingua - Online Language School

UNIT 18
Listening Comprehension I
Student Workbook

Section Four: Transcription

You will hear a short text recorded on the tape. Transcribe it in your workbook and answer the questions. Then check your work with the answer key provided in your Answer Booklet.

More DLI courses on LiveLingua - Online Language School

UNIT 18
Listening Comprehension I
Student Workbook

Pytania:

1. Jaką pracę miał opowiadający?

_____

2. Co się łączyło z taką pracą?

_____

3. Jak wyglądały przeciętne hotele?

_____

_____

4. Jak wyglądała procedura meldowania się w hotelu?

_____

_____

_____

5. Czy wszystkie hotele były takie same?

_____

_____

_____

_____

More DLI courses on LiveLingua - Online Language School

UNIT 18
Listening Comprehension II
Student Workbook

Section One: Rapid-Fire Drill

You will hear 10 sentences spoken in Polish. Listen to each sentence and translate it into English. Use abbreviations and numerals wherever possible. After the exercise, check your work with the answer key provided in your Answer Booklet. Then, listen to the exercise again.

1. _____

_____

2. _____

_____

3. _____

_____

4. _____

5. _____

_____

6. _____

_____

7. _____

_____

8. _____

_____

More DLI courses on LiveLingua - Online Language School

UNIT 18
Listening Comprehension II
Student Workbook

9. _____

_____

10. _____

_____

More DLI courses on LiveLingua - Online Language School

UNIT 18
Listening Comprehension II
Student Workbook

Section Two: Listening Comprehension

You will hear four brief communicative exchanges. Listen to them carefully and then select the answer in your workbook which best relates to what you have heard. After the exercise, check your work with the answer key provided in the Answer Booklet. Then, listen to the exercise again.

1.

A. The party is for the boss's birthday.
B. The man was invited to a Christmas dinner.
C. Christmas is next week.

2.

A. It's a holiday, and the weather will be nice.
B. Strong winds are expected today.
C. One of the men doesn't feel like going swimming.

3.

A. He paid a lot for a watch.
B. The battery should be replaced every month.
C. The watch displays hours, minutes, and seconds.

4.

A. The man is going to take a shower.
B. He will pay the hotel bill.
C. He will wait at a restaurant.

More DLI courses on LiveLingua - Online Language School

UNIT 18
Listening Comprehension II
Student Workbook

Section Three: Transcription

You will hear a short text recorded on the tape. Transcribe it in your workbook and answer the questions. Then check your work with the answer key provided in your Answer Booklet.

More DLI courses on LiveLingua - Online Language School

UNIT 18
Listening Comprehension II
Student Workbook

Pytania:

1. Co zostało przerwane?

_____

2. Co powiedział spiker?

_____

3. Jak zachowali się ludzie po usłyszeniu komunikatu?

_____

_____

4. Co niektórzy ludzie zdążyli wziąć ze sobą?

_____

5. Dokąd doszła fala?

_____

_____

More DLI courses on LiveLingua - Online Language School

UNIT 19

More DLI courses on LiveLingua - Online Language School

UNIT 19
Listening Comprehension I
Student Workbook

Section One: Sound Discrimination

You will hear 10 words. Listen to them and complete the missing letters in your workbook. Then, check your work with the answer key provided in your Answer Booklet.

1. ko_____ ec

2. posia_____

3. zie_____ki

4. _____lów

5. _____ eci_____

6. _____twa

7. _____ny

8. _____aw

9. _____elić

10. _____pres

More DLI courses on LiveLingua - Online Language School

UNIT 19
Listening Comprehension I
Student Workbook

Section Two: Radiograms

You will hear a preamble to a radiogram followed by a text. A basic preamble consists of a date, time, and group count. The date is generally divided into day of the month, month, and year. The time is usually expressed in four-digit military time.

Write the radiogram number, the preamble, and the text as you hear them.

After the exercise, check your work with the answer key provided in your Answer Booklet. Then listen to the radiogram again.

RADIOGRAM # 89

More DLI courses on LiveLingua - Online Language School

UNIT 19
Listening Comprehension I
Student Workbook

Section Three: Information Extraction

Ćwiczenie 1. Number Extraction

You will hear short sentences containing a time expression, date, number, or direction. Write down the entire numerical phrase in English. After the exercise, check your work with the answer key provided in the Answer Booklet.

1. _____
2. _____
3. _____
4. _____
5. _____
6. _____
7. _____
8. _____
9. _____
10. _____

More DLI courses on LiveLingua - Online Language School

UNIT 19
Listening Comprehension I
Student Workbook

Ćwiczenie 2. Extractions of Geographical and Family Names

You will hear short sentences containing geographical and/or family names. Write down each name you hear in the basic form. After the exercise, check your work with the answer key provided in your Answer Booklet.

1. _____
2. _____
3. _____
4. _____
5. _____
6. _____
7. _____
8. _____
9. _____
10. _____

More DLI courses on LiveLingua - Online Language School

UNIT 19
Listening Comprehension I
Student Workbook

Section Four: Transcription

You will hear a short text recorded on the tape. Transcribe it in your workbook and answer the questions. Then check your work with the answer key provided in your Answer Booklet.

More DLI courses on LiveLingua - Online Language School

UNIT 19
Listening Comprehension I
Student Workbook

Pytania:

1. Gdzie Andrzej zamawia rozmowę?

_____

2. Do kogo Andrzej dzwoni?

_____

3. Jaki jest numer telefonu z którego Andrzej dzwoni?

_____

4. Jaki jest numer telefonu kolegi w Szczecinie?

_____

5. Jak długo trzeba czekać na rozmowę?

_____

More DLI courses on LiveLingua - Online Language School

UNIT 19
Listening Comprehension II
Student Workbook

Section One: Rapid-Fire Drill

You will hear 10 sentences spoken in Polish. Listen to each sentence and translate it into English. Use abbreviations and numerals wherever possible. After the exercise, check your work with the answer key provided in your Answer Booklet. Then, listen to the exercise again.

1. _____

_____

2. _____

_____

3. _____

_____

4. _____

5. _____

_____

6. _____

_____

7. _____

_____

8. _____

_____

More DLI courses on LiveLingua - Online Language School

UNIT 19
Listening Comprehension II
Student Workbook

9. _____

_____

10. _____

_____

More DLI courses on LiveLingua - Online Language School

UNIT 19
Listening Comprehension II
Student Workbook

Section Two: Listening Comprehension

You will hear four texts. Listen to them carefully and then select the answer in your workbook which best relates to what you have heard. After the exercise, check your work with the answer key provided in the Answer Booklet. Then, listen to the exercise again.

1.

A. The customer put five seven-zloty stamps on this letter.
B. All overseas letters are weighed.
C. The customer is buying five stamps and 10 envelopes.

2.

A. The customer is sending a telegram overseas.
B. He forgot to write the name of the addressee on the form.
C. The customer has to find a zip code.

3.

A. The customer is going to Płock.
B. The customer has to pay 100 zlotys for the call.
C. The customer can call direct.

4.

A. Wroński had to show his ID at the window number 2.
B. The mailman asked him to sign a receipt for the registered letter.
C. Wroński is going to send a letter overseas.

More DLI courses on LiveLingua - Online Language School

UNIT 19
Listening Comprehension II
Student Workbook

Section Three: Transcription

You will hear a short text recorded on the tape. Transcribe it in your workbook and answer the questions. Then check your work with the answer key provided in your Answer Booklet.

More DLI courses on LiveLingua - Online Language School

UNIT 19
Listening Comprehension II
Student Workbook

Pytania:

1. Co można kupować na poczcie?

_____

_____

2. Co można wysyłać pocztą?

_____

3. Jakie rozmowy można zamawiać?

_____

4. Dlaczego mówimy, że poczta w Polsce funkcjonuje również jako bank?

_____

_____

_____

5. Jakie rachunki płaci się na poczcie?

_____

_____

More DLI courses on LiveLingua - Online Language School

UNIT 20

More DLI courses on LiveLingua - Online Language School

UNIT 20
Listening Comprehension I
Student Workbook

Section One: Sound Discrimination

You will hear 10 words. Listen to them and complete the missing letters in your workbook. Then, check your work with the answer key provided in your Answer Booklet.

1. Flama_____
2. ws_____nąć
3. _____ka
4. Kurpio_____
5. _____ask
6. zbez_____
7. trze_____
8. _____em
9. _____eżka
10. w_____epić

More DLI courses on LiveLingua - Online Language School

UNIT 20
Listening Comprehension I
Student Workbook

Section Two: Radiograms

You will hear a preamble to a radiogram followed by a text. A basic preamble consists of a date, time, and group count. The date is generally divided into day of the month, month, and year. The time is usually expressed in four-digit military time.

Write the radiogram number, the preamble, and the text as you hear them.

After the exercise, check your work with the answer key provided in your Answer Booklet. Then listen to the radiogram again.

RADIOGRAM # 91

More DLI courses on LiveLingua - Online Language School

UNIT 20
Listening Comprehension I
Student Workbook

Section Three: Information Extraction

Ćwiczenie 1. Number Extraction

You will hear short sentences containing a time expression, date, number, or direction. Write down the entire numerical phrase in English. After the exercise, check your work with the answer key provided in the Answer Booklet.

1. _____
2. _____
3. _____
4. _____
5. _____
6. _____
7. _____
8. _____
9. _____
10. _____

More DLI courses on LiveLingua - Online Language School

UNIT 20
Listening Comprehension I
Student Workbook

Ćwiczenie 2. Extractions of Geographical and Family Names

You will hear short sentences containing geographical and/or family names. Write down each name you hear in the basic form. After the exercise, check your work with the answer key provided in your Answer Booklet.

1. _____

2. _____

3. _____

4. _____

5. _____

6. _____

7. _____

8. _____

9. _____

10. _____

More DLI courses on LiveLingua - Online Language School

UNIT 20
Listening Comprehension I
Student Workbook

Section Four: Transcription

You will hear a short text recorded on the tape. Transcribe it in your workbook and answer the questions. Then check your work with the answer key provided in your Answer Booklet.

More DLI courses on LiveLingua - Online Language School

UNIT 20
Listening Comprehension I
Student Workbook

Pytania:

1. Jaki charakter mają osiedla mieszkaniowe?

_____

_____

2. Jakiego rodzaju usługi przewidują plany budowy nowych osiedli?

_____

_____

3. Gdzie się skupia życie miasta, dlaczego?

_____

_____

_____

4. Co stanowi dużą atrakcję dużych miast?

_____

More DLI courses on LiveLingua - Online Language School

UNIT 20
Listening Comprehension II
Student Workbook

Section One: Rapid-Fire Drill

You will hear 10 sentences spoken in Polish. Listen to each sentence and translate it into English. Use abbreviations and numerals wherever possible. After the exercise, check your work with the answer key provided in your Answer Booklet. Then, listen to the exercise again.

1. _____

_____

2. _____

_____

3. _____

_____

4. _____

5. _____

_____

6. _____

_____

7. _____

_____

8. _____

_____

More DLI courses on LiveLingua - Online Language School

UNIT 20
Listening Comprehension II
Student Workbook

9. _____

_____

10. _____

_____

More DLI courses on LiveLingua - Online Language School

UNIT 20
Listening Comprehension II
Student Workbook

Section Two: Listening Comprehension

You will hear four texts. Listen to them carefully and then select the answer in your booklet which best relates to what you have heard. After the exercise, check your work with the answer key provided in your Answer Booklet. Then, listen to the exercise again.

1.

A. At least 40 people were killed.
B. Two firefighters were killed at the airport.
C. It was the third air crash in Madrid.

2.

A. Czech customs officers didn't check them because they were very busy.
B. They lost an hour near the bridge where the accident happened.
C. An icy road was the cause of the accident on the bridge.

3.

A. Several people were killed in the accident.
B. The bus burned completely.
C. An ambulance took some people to the hospital.

4.

A. Three grocery stores were opened.
B. Bus number 148 operates during rush hours only.
C. Many people came to the new swimming pool.

More DLI courses on LiveLingua - Online Language School

UNIT 20
Listening Comprehension II
Student Workbook

Section Three: Transcription

You will hear a short text recorded on the tape. Transcribe it in your workbook and answer the questions. Then check your work with the answer key provided in your Answer Booklet.

More DLI courses on LiveLingua - Online Language School

UNIT 20
Listening Comprehension II
Student Workbook

Pytania:

1. W jakim budynku znajduje się Urząd Stanu Cywilnego?

_____

2. Obok czego jest Rada Narodowa?

_____

3. Jakimi tramwajami można tam dojechać?

_____

4. Kiedy w autobusach i tramwajach jest największy tłok?

_____

5. Jak jeszcze pytający może dostać się na Żoliborz?

_____

More DLI courses on LiveLingua - Online Language School

UNIT 21

More DLI courses on LiveLingua - Online Language School

UNIT 21
Listening Comprehension I
Student Workbook

Section One: Sound Discrimination

You will hear 10 words. Listen to them and complete the missing letters in your workbook. Then, check your work with the answer key provided in your Answer Booklet.

1. mu_____a

2. spła_____yć

3. burmi_____

4. najm_____

5. uczest_____

6. _____gółowy

7. spo_____

8. mi_____stwa

9. rozwo_____

10. _____stronny

More DLI courses on LiveLingua - Online Language School

UNIT 21
Listening Comprehension I
Student Workbook

Section Two: Radiograms

You will hear a preamble to a radiogram followed by a text. A basic preamble consists of a date, time, and group count. The date is generally divided into day of the month, month, and year. The time is usually expressed in four-digit military time.

Write the radiogram number, the preamble, and the text as you hear them.

After the exercise, check your work with the answer key provided in your Answer Booklet. Then listen to the radiogram again.

RADIOGRAM # 92

More DLI courses on LiveLingua - Online Language School

UNIT 21
Listening Comprehension I
Student Workbook

Section Three: Information Extraction

Ćwiczenie 1. Number Extraction

You will hear short sentences containing a time expression, date, number, or direction. Write down the entire numerical phrase in English. After the exercise, check your work with the answer key provided in the Answer Booklet.

1. _____
2. _____
3. _____
4. _____
5. _____
6. _____
7. _____
8. _____
9. _____
10. _____

More DLI courses on LiveLingua - Online Language School

UNIT 21
Listening Comprehension I
Student Workbook

Ćwiczenie 2. Extractions of Geographical and Family Names

You will hear short sentences containing geographical and/or family names. Write down each name you hear in the basic form. After the exercise, check your work with the answer key provided in your Answer Booklet.

1. _____

2. _____

3. _____

4. _____

5. _____

6. _____

7. _____

8. _____

9. _____

10. _____

More DLI courses on LiveLingua - Online Language School

UNIT 21
Listening Comprehension I
Student Workbook

Section Four: Transcription

You will hear a short text recorded on the tape. Transcribe it in your workbook and answer the questions. Then check your work with the answer key provided in your Answer Booklet.

More DLI courses on LiveLingua - Online Language School

UNIT 21
Listening Comprehension I
Student Workbook

Pytania:

1. Gdzie Jacek wyjeżdża na wakacje?

_____

_____

2. Ile osób jedzie na obóz?

_____

3. Jak Wacek pojedzie na wakacje?

_____

4. Jak długo jedzie do Mielna pociąg pośpieszny?

_____

5. Czym Wacek dojedzie z Mielna do wsi?

_____

6. Dlaczego Wacek nie kupił biletu na wagon sypialny?

_____

_____

More DLI courses on LiveLingua - Online Language School

UNIT 21
Listening Comprehension II
Student Workbook

Section One: Rapid-Fire Drill

You will hear 10 sentences spoken in Polish. Listen to each sentence and translate it into English. Use abbreviations and numerals wherever possible. After the exercise, check your work with the answer key provided in your Answer Booklet. Then, listen to the exercise again.

1. _____

_____

2. _____

_____

3. _____

_____

4. _____

5. _____

_____

6. _____

_____

7. _____

_____

8. _____

_____

More DLI courses on LiveLingua - Online Language School

UNIT 21
Listening Comprehension II
Student Workbook

9. _____

_____

10. _____

_____

More DLI courses on LiveLingua - Online Language School

UNIT 21
Listening Comprehension II
Student Workbook

Section Two: Listening Comprehension

You will hear three brief communicative exchanges. Listen to them carefully and then select the answer in your booklet which best relates to what you have heard. After the exercise, check your work with the answer key provided in your Answer Booklet. Then, listen to the exercise again.

1.

A. He bought one-way tickets.
B. They will fly to Kraków.
C. They don't have a reservation.

A. They are in a hurry.
B. They will go for a walk.
C. They will wait in the waiting room.

A. One of them doesn't have any luggage.
B. They don't have any luggage.
C. They want to sit in the compartment for nonsmokers.

2.

A. A bus is more convenient to them than a streetcar.
B. There are more streetcars than buses.
C. They are on the 101 bus stop.

A. You can buy movie tickets in the kiosk.
B. They have to buy movie tickets.
C. One of them has to buy a bus ticket.

A. They will go by taxi.
B. One of them has lots of money.
C. There are several taxicabs parked on the street.

More DLI courses on LiveLingua - Online Language School

UNIT 21
Listening Comprehension II
Student Workbook

3.

A. The passenger has a return ticket.
B. There weren't any more tickets to Otwock.
C. The passenger bought the ticket before departing.

A. The train will stop in Mińsk Mazowiecki.
B. The train goes to Otwock.
C. The train will return to Warsaw.

A. The passenger has to buy a ticket.
B. The passenger has to change trains.
C. The passenger will get off in Mińsk Mazowiecki.

More DLI courses on LiveLingua - Online Language School

UNIT 21
Listening Comprehension II
Student Workbook

Section Three: Transcription

You will hear a short text recorded on the tape. Transcribe it in your workbook and answer the questions. Then check your work with the answer key provided in your Answer Booklet.

More DLI courses on LiveLingua - Online Language School

UNIT 21
Listening Comprehension II
Student Workbook

Pytania:

1. Kim jest Wroński?

_____

2. Dlaczego Wroński nie bał się lądować we mgle?

_____

3. Kiedy zdecydował się zmienić kurs i lecieć do Poznania?

_____

_____

4. Dlaczego mógłby to być ostatni lot w jego karierze?

_____

More DLI courses on LiveLingua - Online Language School

UNIT 22

More DLI courses on LiveLingua - Online Language School

UNIT 22
Listening Comprehension I
Student Workbook

Section One: Sound Discrimination

You will hear 10 words. Listen to them and complete the missing letters in your workbook. Then, check your work with the answer key provided in your Answer Booklet.

1. prze_____egać

2. _____nia

3. po_____yć

4. _____kać

5. _____dności

6. urzą_____

7. _____lest

8. wydoro_____

9. _____ upły

10. chlapn_____

More DLI courses on LiveLingua - Online Language School

UNIT 22
Listening Comprehension I
Student Workbook

Section Two: Radiograms

You will hear a preamble to a radiogram followed by a text. A basic preamble consists of a date, time, and group count. The date is generally divided into day of the month, month, and year. The time is usually expressed in four-digit military time.

Write the radiogram number, the preamble, and the text as you hear them.

After the exercise, check your work with the answer key provided in your Answer Booklet. Then listen to the radiogram again.

RADIOGRAM # 93

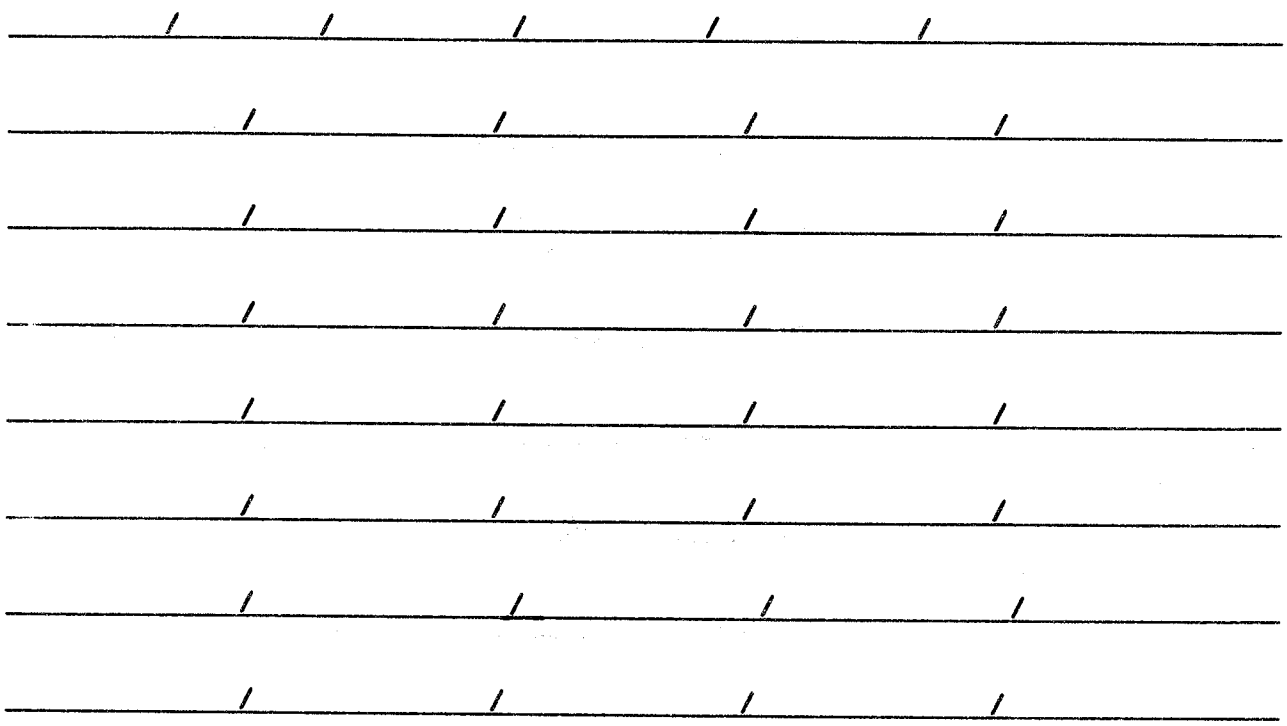

More DLI courses on LiveLingua - Online Language School

UNIT 22
Listening Comprehension I
Student Workbook

Section Three: Information Extraction

Ćwiczenie 1. Number Extraction

You will hear short sentences containing a time expression, date, number, or direction. Write down the entire numerical phrase in English. After the exercise, check your work with the answer key provided in the Answer Booklet.

1. _____
2. _____
3. _____
4. _____
5. _____
6. _____
7. _____
8. _____
9. _____
10. _____

More DLI courses on LiveLingua - Online Language School

UNIT 22
Listening Comprehension I
Student Workbook

Ćwiczenie 2. Extractions of Geographical and Family Names

You will hear short sentences containing geographical and/or family names. Write down each name you hear in the basic form. After the exercise, check your work with the answer key provided in your Answer Booklet.

1. _____
2. _____
3. _____
4. _____
5. _____
6. _____
7. _____
8. _____
9. _____
10. _____

More DLI courses on LiveLingua - Online Language School

UNIT 22
Listening Comprehension I
Student Workbook

Section Four: Transcription

You will hear a short text recorded on the tape. Transcribe it in your workbook and answer the questions. Then check your work with the answer key provided in your Answer Booklet.

More DLI courses on LiveLingua - Online Language School

UNIT 22
Listening Comprehension I
Student Workbook

Pytania:

1. Jaki samochód chcieli kupić państwo X?

_____

2. Jakiego samochodu szukała pani X?

_____

3. Jakiego samochodu szukał pan X?

_____

4. Jakie cechy miał samochód, który znaleźli, wg. pani X; wg. pana X?

_____

_____

_____

_____

_____

5. Dlaczego państwo X nie kupili tego samochodu?

_____

_____

More DLI courses on LiveLingua - Online Language School

UNIT 22
Listening Comprehension II
Student Workbook

Section One: Rapid-Fire Drill

You will hear 10 sentences spoken in Polish. Listen to each sentence and translate it into English. Use abbreviations and numerals wherever possible. After the exercise, check your work with the answer key provided in your Answer Booklet. Then, listen to the exercise again.

1. _____

_____

2. _____

_____

3. _____

_____

4. _____

5. _____

_____

6. _____

_____

7. _____

_____

8. _____

_____

More DLI courses on LiveLingua - Online Language School

UNIT 22
Listening Comprehension II
Student Workbook

9. _____

_____

10. _____

_____

More DLI courses on LiveLingua - Online Language School

UNIT 22
Listening Comprehension II
Student Workbook

Section Two: Listening Comprehension

You will hear three brief communicative exchanges. Listen to them carefully and then complete the sentences in your workbook so that they best relate to what you have heard. After the exercise, check your work with the answer key provided in the Answer Booklet. Then, listen to the exercise again.

1.

A. Dobrze jest mieć różne rzeczy w samochodzie, bo _____

_____.

B. Zwykle w samochodzie jest jedno, ale w tym _____

_____.

C. Paczka i tak nie _____.

2.

A. Włączam wycieraczki, gdy _____.

B. Długie światła trzeba zmienić na krótkie, gdy _____

_____.

C. Niebezpiecznie jest zatrzymywać się _____

_____.

More DLI courses on LiveLingua - Online Language School

UNIT 22
Listening Comprehension II
Student Workbook

3.

A. Brak benzyny jest często przyczyną tego, że _____

_____.

B. Kiedy pasek klinowy jest luźny, _____

_____.

C. Jeżeli chcesz zapalić samochód i nie świecą się światełka kontrolne, to prawdopodobnie _____

_____.

More DLI courses on LiveLingua - Online Language School

UNIT 22
Listening Comprehension II
Student Workbook

Section Three: Transcription

You will hear a short text recorded on the tape. Transcribe it in your workbook and answer the questions. Then check your work with the answer key provided in your Answer Booklet.

More DLI courses on LiveLingua - Online Language School

UNIT 22
Listening Comprehension II
Student Workbook

Pytania:

1. Dlaczego Stefan chce kupić używany samochód?

_____

2. Jaki samochód zainteresował Stefana?

_____

3. Co okazało się na miejscu, u właściciela samochodu?

_____

_____

4. Dlaczego nie można było zapalić Fiata?

_____

5. Co trzeba wymienić w tym samochodzie?

_____

More DLI courses on LiveLingua - Online Language School

UNIT 23

More DLI courses on LiveLingua - Online Language School

UNIT 23
Listening Comprehension I
Student Workbook

Section One: Sound Discrimination

You will hear 10 words. Listen to them and complete the missing letters in your workbook. Then, check your work with the answer key provided in your Answer Booklet.

1. mie_____uch
2. s_____yć
3. _____adrat
4. po_____el
5. _____ta
6. mi_____o
7. sze_____an
8. _____ść
9. m_____ć
10. ko_____skie

More DLI courses on LiveLingua - Online Language School

UNIT 23
Listening Comprehension I
Student Workbook

Section Two: Radiograms

You will hear a preamble to a radiogram followed by a text. A basic preamble consists of a date, time, and group count. The date is generally divided into day of the month, month, and year. The time is usually expressed in four-digit military time.

Write the radiogram number, the preamble, and the text as you hear them.

After the exercise, check your work with the answer key provided in your Answer Booklet. Then listen to the radiogram again.

RADIOGRAM # 145

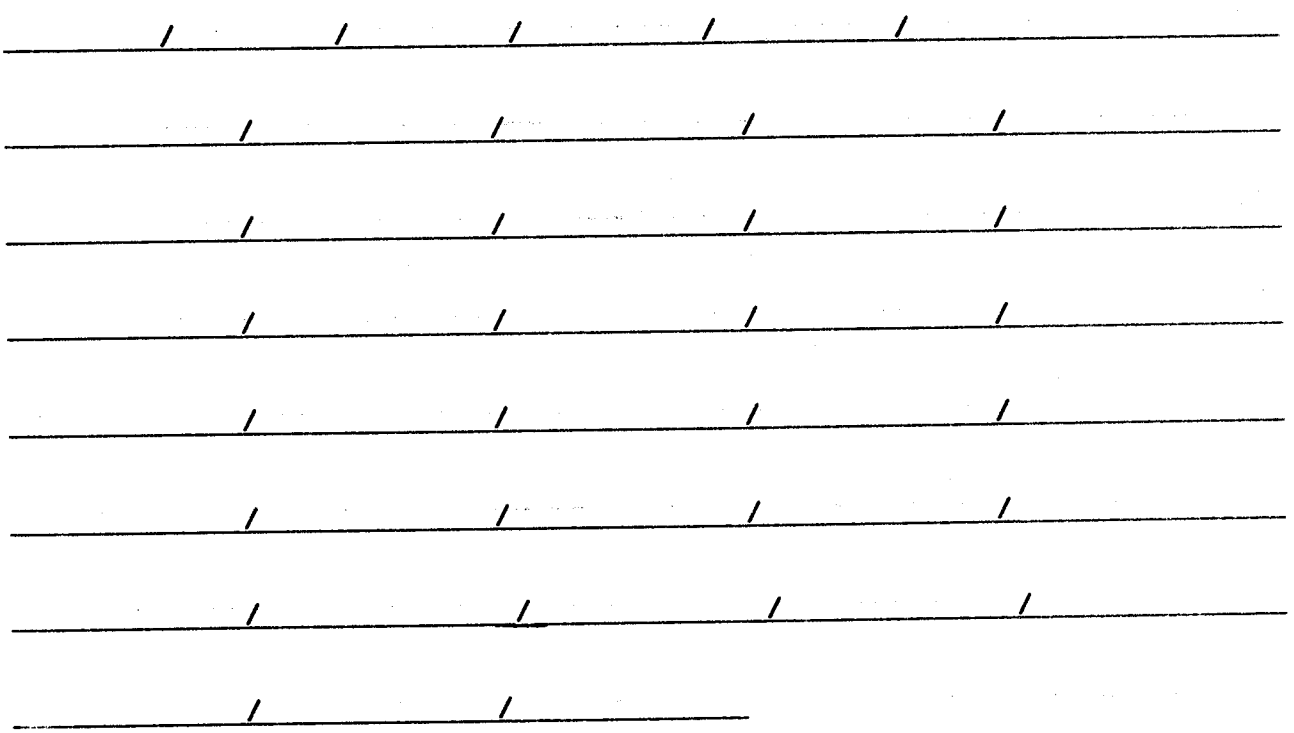

More DLI courses on LiveLingua - Online Language School

UNIT 23
Listening Comprehension I
Student Workbook

Section Three: Information Extraction

Ćwiczenie 1. Number Extraction

You will hear short sentences containing a time expression, date, number, or direction. Write down the entire numerical phrase in English. After the exercise, check your work with the answer key provided in the Answer Booklet.

1. _____
2. _____
3. _____
4. _____
5. _____
6. _____
7. _____
8. _____
9. _____
10. _____

More DLI courses on LiveLingua - Online Language School

UNIT 23
Listening Comprehension I
Student Workbook

Ćwiczenie 2. Extractions of Geographical and Family Names

You will hear short sentences containing geographical and/or family names. Write down each name you hear in the basic form. After the exercise, check your work with the answer key provided in your Answer Booklet.

1. _____
2. _____
3. _____
4. _____
5. _____
6. _____
7. _____
8. _____
9. _____
10. _____

More DLI courses on LiveLingua - Online Language School

UNIT 23
Listening Comprehension I
Student Workbook

Section Four: Transcription

You will hear a short text recorded on the tape. Transcribe it in your workbook and answer the questions. Then check your work with the answer key provided in your Answer Booklet.

More DLI courses on LiveLingua - Online Language School

UNIT 23
Listening Comprehension I
Student Workbook

Pytania:

1. Jak można dojechać do obserwatorium?

_____

2. Jak trzeba iść do obserwatorium z ostatniego przystanku 17 (z pętli)?

_____

_____

_____

3. Gdzie znajduje się lotnisko?

_____

4. Gdzie można odpocząć po drodze?

_____

5. Jak można poznać tę restaurację?

_____

6. Jak można się dostać do obserwatorium?

_____

_____

More DLI courses on LiveLingua - Online Language School

UNIT 23
Listening Comprehension II
Student Workbook

Section One: Rapid-Fire Drill

You will hear 10 sentences spoken in Polish. Listen to each sentence and translate it into English. Use abbreviations and numerals wherever possible. After the exercise, check your work with the answer key provided in your Answer Booklet. Then, listen to the exercise again.

1. _____

_____

2. _____

_____

3. _____

_____

4. _____

5. _____

_____

6. _____

_____

7. _____

_____

8. _____

_____

More DLI courses on LiveLingua - Online Language School

UNIT 23
Listening Comprehension II
Student Workbook

9. _____

_____

10. _____

_____

More DLI courses on LiveLingua - Online Language School

UNIT 23
Listening Comprehension II
Student Workbook

Section Two: Listening Comprehension

You will hear three brief communicative exchanges. Listen to them carefully and then answer the questions in your workbook so that they best relate to what you have heard. After the exercise, check your work with the answer key provided in your Answer Booklet. Then, listen to the exercise again.

I.

1. Czego szuka podróżny?

_____

2. Gdzie musi skręcić w prawo?

_____

3. Co ma zrobić na skrzyżowaniu?

_____

4. Jak trafić na Piwną?

_____

5. Dlaczego jest łatwo znaleźć hotel ODRA na Piwnej?

_____

More DLI courses on LiveLingua - Online Language School

UNIT 23
Listening Comprehension II
Student Workbook

II.

1. Czym będą jechać podróżni?

_____

2. Kto zna drogę?

_____

3. Gdzie usiądą Agata i Jerzy?

_____

4. Gdzie usiądzie Marta?

_____

5. A co będzie z Andrzejem?

_____

More DLI courses on LiveLingua - Online Language School

UNIT 23
Listening Comprehension II
Student Workbook

III.

1. Jaki rozkaz dostał kapral Podleś?

_____

2. W jakim kierunku ma się udać?

_____

3. Co ma robić, gdy dojedzie do rzeki?

_____

4. Jak długo ma jechać po przekroczeniu rzeki?

_____

5. Kiedy wyruszą żołnierze?

_____

More DLI courses on LiveLingua - Online Language School

UNIT 23
Listening Comprehension II
Student Workbook

Section Three: Transcription

You will hear a short text recorded on the tape. Transcribe it in your workbook and answer the questions. Then check your work with the answer key provided in your Answer Booklet.

More DLI courses on LiveLingua - Online Language School

UNIT 23
Listening Comprehension II
Student Workbook

Pytania:

1. Dokąd wracali uczestnicy wycieczki?

_____

2. Dlaczego Artur był ich przewodnikiem?

_____

3. W jakim kierunku szli uczestnicy wycieczki?

_____

_____

4. Co według mapy powinni minąć?

_____

5. Jak czuli się uczestnicy wycieczki?

_____

6. O czym byli przekonani?

_____

More DLI courses on LiveLingua - Online Language School

UNIT 24

More DLI courses on LiveLingua - Online Language School

UNIT 24
Listening Comprehension I
Student Workbook

Section One: Sound Discrimination

You will hear 10 words. Listen to them and complete the missing letters in your workbook. Then, check your work with the answer key provided in your Answer Booklet.

1. mę_____
2. społe_____two
3. mie_____nie
4. _____egół
5. pa_____yna
6. wła____wo____
7. pod_____ny
8. stowa_____enie
9. uprzejmo_____
10. _____nik

More DLI courses on LiveLingua - Online Language School

UNIT 24
Listening Comprehension I
Student Workbook

Section Two: Radiograms

You will hear a preamble to a radiogram followed by a text. A basic preamble consists of a date, time, and group count. The date is generally divided into day of the month, month, and year. The time is usually expressed in four-digit military time.

Write the radiogram number, the preamble, and the text as you hear them.

After the exercise, check your work with the answer key provided in your Answer Booklet. Then listen to the radiogram again.

RADIOGRAM # 91

More DLI courses on LiveLingua - Online Language School

UNIT 24
Listening Comprehension I
Student Workbook

Section Three: Information Extraction

Ćwiczenie 1. Number Extraction

You will hear short sentences containing a time expression, date, number, or direction. Write down the entire numerical phrase in English. After the exercise, check your work with the answer key provided in the Answer Booklet.

1. _____
2. _____
3. _____
4. _____
5. _____
6. _____
7. _____
8. _____
9. _____
10. _____

More DLI courses on LiveLingua - Online Language School

UNIT 24
Listening Comprehension I
Student Workbook

Ćwiczenie 2. Extractions of Geographical and Family Names

You will hear short sentences containing geographical and/or family names. Write down each name you hear in the basic form. After the exercise, check your work with the answer key provided in your Answer Booklet.

1. _____
2. _____
3. _____
4. _____
5. _____
6. _____
7. _____
8. _____
9. _____
10. _____

More DLI courses on LiveLingua - Online Language School

UNIT 24
Listening Comprehension I
Student Workbook

Section Four: Transcription

You will hear a short text recorded on the tape. Transcribe it in your workbook and answer the questions. Then check your work with the answer key provided in your Answer Booklet.

More DLI courses on LiveLingua - Online Language School

UNIT 24
Listening Comprehension I
Student Workbook

Pytania:

1. Gdzie wyjeżdżały dzieci państwa X na wakacje?

_____

2. Kto pomagał im się pakować przed wyjazdem?

_____

3. W jaki spoósb pani X uczyła swoje dzieci jak się pakować?

_____

_____

_____

4. Co, oprócz ubrania pakowano do walizki?

_____

_____

More DLI courses on LiveLingua - Online Language School

UNIT 24
Listening Comprehension II
Student Workbook

Section One: Rapid-Fire Drill

You will hear 10 sentences spoken in Polish. Listen to each sentence and translate it into English. Use abbreviations and numerals wherever possible. After the exercise, check your work with the answer key provided in your Answer Booklet. Then, listen to the exercise again.

1. _____

_____

2. _____

_____

3. _____

_____

4. _____

5. _____

_____

6. _____

_____

7. _____

_____

8. _____

_____

More DLI courses on LiveLingua - Online Language School

UNIT 24
Listening Comprehension II
Student Workbook

9. _____

_____

10. _____

_____

More DLI courses on LiveLingua - Online Language School

UNIT 24
Listening Comprehension II
Student Workbook

Section Two: Listening Comprehension

You will hear three brief communicative exchanges. Listen to them carefully and then complete the text in your workbook so that it best relates to what you have heard. After the exercise, check your work with the answer key provided in your Answer Booklet. Then, listen to the exercise again.

1.

Zakład fryzjerski. Pan _____ wchodzi do środka i mówi _____ _____. _____ Zięba przychodzi _____ tego samego zakładu już od jakiegoś czasu i zna _____, którzy tu _____. Dzisiaj jednak jeden _____ nich, _____ _____, nie _____ go _____ _____ chwili. Stało _____ to dlatego, że pan Zięba zaczął nosić _____ i _____. Poza tym _____ teraz _____ bok.

More DLI courses on LiveLingua - Online Language School

UNIT 24
Listening Comprehension II
Student Workbook

2.

Pan _____ jest w _____ _____ kilku tygodni. Dostał się tam po _____ - został uderzony przez _____. Ma _____ _____ nogę i _____ rękę. _____ temu nie _____ się dobrze, _____ bolała go _____ i nie mógł _____. Obecnie czuje _____ już lepiej. _____ Gawryś _____, że gips zdejmą mu _____ jakieś dwa _____ i _____ mógł wrócić do _____.

3.

_____ Romka _____ teraz maszynką _____. Ponieważ goli _____ nią _____ niedawna nie zdecydował _____ czy po _____ używać wody _____, czy _____. _____ już kilka kremów, ale żadem mu _____ odpowiada. _____, który też goli się _____ elektryczną, _____ wody kolońskiej _____ i jest _____ _____ zadowolony. Jego _____ postanowił, _____ też _____ „Warsa".

More DLI courses on LiveLingua - Online Language School

UNIT 24
Listening Comprehension II
Student Workbook

Section Three: Transcription

You will hear a short text recorded on the tape. Transcribe it in your workbook and answer the questions. Then check your work with the answer key provided in your Answer Booklet.

More DLI courses on LiveLingua - Online Language School

UNIT 24
Listening Comprehension II
Student Workbook

Pytania:

1. Co się stało rozmawiającemu?

_____

2. W co on się uderzył?

_____

3. Czy może chodzić?

_____

4. Gdzie widać krew?

_____

5. Po co trzeba zadzwonić?

_____

More DLI courses on LiveLingua - Online Language School

UNIT 25

More DLI courses on LiveLingua - Online Language School

UNIT 25
Listening Comprehension I
Student Workbook

Section One: Sound Discrimination

You will hear 10 words. Listen to them and complete the missing letters in your workbook. Then, check your work with the answer key provided in your Answer Booklet.

1. _____ga_____

2. do_____ec

3. mo_____ry

4. oczy_____anie

5. mia_____yć

6. _____aw

7. _____kość

8. _____ta

9. męs_____

10. sko_____yć

More DLI courses on LiveLingua - Online Language School

UNIT 25
Listening Comprehension I
Student Workbook

Section Two: Radiograms

You will hear a preamble to a radiogram followed by a text. A basic preamble consists of a date, time, and group count. The date is generally divided into day of the month, month, and year. The time is usually expressed in four-digit military time.

Write the radiogram number, the preamble, and the text as you hear them.

After the exercise, check your work with the answer key provided in your Answer Booklet. Then listen to the radiogram again.

RADIOGRAM # 92

More DLI courses on LiveLingua - Online Language School

UNIT 25
Listening Comprehension I
Student Workbook

Section Three: Information Extraction

Ćwiczenie 1. Number Extraction

You will hear short sentences containing a time expression, date, number, or direction. Write down the entire numerical phrase in English. After the exercise, check your work with the answer key provided in the Answer Booklet.

1. _____

2. _____

3. _____

4. _____

5. _____

6. _____

7. _____

8. _____

9. _____

10. _____

More DLI courses on LiveLingua - Online Language School

UNIT 25
Listening Comprehension I
Student Workbook

Ćwiczenie 2. Extractions of Geographical and Family Names

You will hear short sentences containing geographical and/or family names. Write down each name you hear in the basic form. After the exercise, check your work with the answer key provided in your Answer Booklet.

1. _____
2. _____
3. _____
4. _____
5. _____
6. _____
7. _____
8. _____
9. _____
10. _____

More DLI courses on LiveLingua - Online Language School

UNIT 25
Listening Comprehension I
Student Workbook

Section Four: Transcription

You will hear a short text recorded on the tape. Transcribe it in your workbook and answer the questions. Then check your work with the answer key provided in your Answer Booklet.

More DLI courses on LiveLingua - Online Language School

UNIT 25
Listening Comprehension I
Student Workbook

Pytania:

1. Gdzie chciał studiować Jurek Poprawa?

_____

2. Dlaczego Jurek był dobrym sportowcem?

_____

_____

_____

3. Jakie dziedziny sportu najbardziej odpowiadały Jurkowi?

_____

4. Jak Jurek wyróżniał się w sporcie?

_____

_____

More DLI courses on LiveLingua - Online Language School

UNIT 25
Listening Comprehension II
Student Workbook

Section One: Rapid-Fire Drill

You will hear 10 sentences spoken in Polish. Listen to each sentence and translate it into English. Use abbreviations and numerals wherever possible. After the exercise, check your work with the answer key provided in your Answer Booklet. Then, listen to the exercise again.

1. _____

_____

2. _____

_____

3. _____

_____

4. _____

_____

5. _____

_____

6. _____

_____

7. _____

_____

8. _____

_____

More DLI courses on LiveLingua - Online Language School

UNIT 25
Listening Comprehension II
Student Workbook

9. _____

_____

10. _____

_____

More DLI courses on LiveLingua - Online Language School

UNIT 25
Listening Comprehension II
Student Workbook

Section Two: Listening Comprehension

You will hear three brief communicative exchanges. Listen to them carefully and then complete the sentences in your workbook so that they best relate to what you have heard. After the exercise, check your work with the answer key provided in the Answer Booklet. Then, listen to the exercise again.

1.

A. _____, który świetnie strzela bramki, zwykle gra _____.

B. Jednym z najlepszych zawodników Widzewa był bramkarz, _____.

C. Lech stracił ostatnio dwóch świetnych piłkarzy - _____ _____ _____

2.

A. Kolega Bartka _____ i dlatego musi mieć kartę pływacką.

B. Dobrze się składa, bo basen na Konwiktorskiej jest _____ _____ pytający.

C. Pracując, trudno jest _____.

More DLI courses on LiveLingua - Online Language School

UNIT 25
Listening Comprehension II
Student Workbook

3.

A. Sportowcy zwykle noszą _____

_____, który reprezentują.

B. _____,

którzy mają świetne rezultaty w zawodach krajowych.

C. Największy sukces rozmawiającego to _____

_____

More DLI courses on LiveLingua - Online Language School

UNIT 25
Listening Comprehension II
Student Workbook

Section Three: Transcription

You will hear a short text recorded on the tape. Transcribe it in your workbook and answer the questions. Then check your work with the answer key provided in your Answer Booklet.

More DLI courses on LiveLingua - Online Language School

UNIT 25
Listening Comprehension II
Student Workbook

Pytania:

1. Co zakończyło się pełnym sukcesem?

_____

_____

2. Co było celem akcji?

_____

3. O co pytali milicjanci?

_____

_____

4. Ile osób aresztowano?

_____

5. Co aresztowani mieli przy sobie?

_____

_____

More DLI courses on LiveLingua - Online Language School

UNIT 26

More DLI courses on LiveLingua - Online Language School

UNIT 26
Listening Comprehension I
Student Workbook

Section One: Sound Discrimination

You will hear 10 words. Listen to them and complete the missing letters in your workbook. Then, check your work with the answer key provided in your Answer Booklet.

1. _____wig

2. zm_____

3. po_____elić

4. prze_____e

5. ro_____ać

6. przezna_____

7. wst_____

8. ko_____rys

9. dro_____e

10. mił_____wy

More DLI courses on LiveLingua - Online Language School

UNIT 26
Listening Comprehension I
Student Workbook

Section Two: Radiograms

You will hear a preamble to a radiogram followed by a text. A basic preamble consists of a date, time, and group count. The date is generally divided into day of the month, month, and year. The time is usually expressed in four-digit military time.

Write the radiogram number, the preamble, and the text as you hear them.

After the exercise, check your work with the answer key provided in your Answer Booklet. Then listen to the radiogram again.

RADIOGRAM # 49

More DLI courses on LiveLingua - Online Language School

UNIT 26
Listening Comprehension I
Student Workbook

Section Three: Information Extraction

Ćwiczenie 1. Number Extraction

You will hear short sentences containing a time expression, date, number, or direction. Write down the entire numerical phrase in English. After the exercise, check your work with the answer key provided in the Answer Booklet.

1. _____
2. _____
3. _____
4. _____
5. _____
6. _____
7. _____
8. _____
9. _____
10. _____

More DLI courses on LiveLingua - Online Language School

UNIT 26
Listening Comprehension I
Student Workbook

Ćwiczenie 2. Extractions of Geographical and Family Names

You will hear short sentences containing geographical and/or family names. Write down each name you hear in the basic form. After the exercise, check your work with the answer key provided in your Answer Booklet.

1. _____
2. _____
3. _____
4. _____
5. _____
6. _____
7. _____
8. _____
9. _____
10. _____

More DLI courses on LiveLingua - Online Language School

UNIT 26
Listening Comprehension I
Student Workbook

Section Four: Transcription

You will hear a short text recorded on the tape. Transcribe it in your workbook and answer the questions. Then check your work with the answer key provided in your Answer Booklet.

More DLI courses on LiveLingua - Online Language School

UNIT 26
Listening Comprehension I
Student Workbook

Pytania:

1. Jaki jest powód zwoływania zebrań?

_____

_____

2. Jak ludzie traktują zebrania? Dlaczego?

_____

_____

_____

3. Jak wygląda przebieg zebrania?

_____

_____

4. Kto uczestniczy w zebraniach?

_____

_____

5. Czy powyższa opinia o zebraniach wydaje się pani(u) obiektywna?

_____

_____

_____

More DLI courses on LiveLingua - Online Language School

UNIT 26
Listening Comprhension II
Student Workbook

Section One: Rapid-Fire Drill

You will hear 10 sentences spoken in Polish. Listen to each sentence and translate it into English. Use abbreviations and numerals wherever possible. After the exercise, check your work with the answer key provided in your Answer Booklet. Then, listen to the exercise again.

1. _____

_____

2. _____

_____

3. _____

_____

4. _____

_____

5. _____

_____

6. _____

_____

7. _____

_____

8. _____

_____

More DLI courses on LiveLingua - Online Language School

UNIT 26
Listening Comprhension II
Student Workbook

9. _____

_____

10. _____

_____

More DLI courses on LiveLingua - Online Language School

UNIT 26
Listening Comprehension II
Student Workbook

Section Two: Listening Comprehension

You will hear three brief communicative exchanges. Listen to them carefully and then select the answer in your booklet which best relates to what you have heard. After the exercise, check your work with the answer key provided in your Answer Booklet. Then, listen to the exercise again.

1.

A. Robotnikom bardzo podobają się nowe maszyny.
B. Dyrektor omówił produkcję za pierwsze półrocze.
C. Na zebraniu mówiono głównie o nowych maszynach.

2.

A. W sali konferencyjnej odbędzie się narada w sprawie nowego kontraktu.
B. Inżynier Grabowski przedstawi uczestników zebrania.
C. Kolega Nalberczak będzie prowadził zebranie.

3.

A. Sylwek Madura często zadaje trudne pytania.
B. Dyrektor zabierze głos pod koniec zebrania.
C. Nikogo z działu konrtoli nie było na zebraniu.

More DLI courses on LiveLingua - Online Language School

UNIT 26
Listening Comprhension II
Student Workbook

Section Three: Transcription

You will hear a short text recorded on the tape. Transcribe it in your workbook and answer the questions. Then check your work with the answer key provided in your Answer Booklet.

More DLI courses on LiveLingua - Online Language School

UNIT 26
Listening Comprhension II
Student Workbook

Pytania:

1. Czym zajęci byli robotnicy znajdujący się na sali?

_____

2. Jak udekorowana była sala?

_____

_____

3. Kto przyszedł wcześnie na naradę?

_____

4. Dlaczego sekretarz przyszedł wcześnie?

_____

_____

5. Dlaczego narada była dla sekretarza taka ważna?

_____

_____

More DLI courses on LiveLingua - Online Language School

UNIT 27

More DLI courses on LiveLingua - Online Language School

UNIT 27
Listening Comprehension I
Student Workbook

Section One: Sound Discrimination

You will hear 10 words. Listen to them and complete the missing letters in your workbook. Then, check your work with the answer key provided in your Answer Booklet.

1. o_____ały
2. _____ew
3. _____ierć
4. ko_____arny
5. _____inów
6. po_____lić
7. o_____tny
8. m_____nie
9. _____erka
10. _____ny

More DLI courses on LiveLingua - Online Language School

UNIT 27
Listening Comprehension I
Student Workbook

Section Two: Radiograms

You will hear a preamble to a radiogram followed by a text. A basic preamble consists of a date, time, and group count. The date is generally divided into day of the month, month, and year. The time is usually expressed in four-digit military time.

Write the radiogram number, the preamble, and the text as you hear them.

After the exercise, check your work with the answer key provided in your Answer Booklet. Then listen to the radiogram again.

RADIOGRAM # 20

More DLI courses on LiveLingua - Online Language School

UNIT 27
Listening Comprehension I
Student Workbook

Section Three: Information Extraction

Ćwiczenie 1. Number Extraction

You will hear short sentences containing a time expression, date, number, or direction. Write down the entire numerical phrase in English. After the exercise, check your work with the answer key provided in the Answer Booklet.

1. _____

2. _____

3. _____

4. _____

5. _____

6. _____

7. _____

More DLI courses on LiveLingua - Online Language School

UNIT 27
Listening Comprehension I
Student Workbook

Ćwiczenie 2. Extractions of Geographical and Family Names

You will hear short sentences containing geographical and/or family names. Write down each name you hear in the basic form. After the exercise, check your work with the answer key provided in your Answer Booklet.

1. _____
2. _____
3. _____
4. _____
5. _____
6. _____
7. _____
8. _____
9 _____
10. _____

More DLI courses on LiveLingua - Online Language School

UNIT 27
Listening Comprehension I
Student Workbook

Section Four: Transcription

You will hear a short text recorded on the tape. Transcribe it in your workbook and answer the questions. Then check your work with the answer key provided in your Answer Booklet.

More DLI courses on LiveLingua - Online Language School

UNIT 27
Listening Comprehension I
Student Workbook

Pytania:

1. Czego dotyczyła decyzja Związku Radzieckiego?

_____

2. Jak długo miało trwać zawieszenie?

_____

3. Jak ocenili decyzję Związku Radzieckiego komentatorzy i agencje prasowe?

_____

_____

4. Jaka propozycja zawarta była w liście do R.Regana?

_____

_____

_____

More DLI courses on LiveLingua - Online Language School

UNIT 27
Listening Comprehension II
Student Workbook

Section One: Rapid-Fire Drill

You will hear 10 sentences spoken in Polish. Listen to each sentence and translate it into English. Use abbreviations and numerals wherever possible. After the exercise, check your work with the answer key provided in your Answer Booklet. Then, listen to the exercise again.

1. _____

_____

2. _____

_____

3. _____

_____

4. _____

_____

5. _____

_____

6. _____

_____

7. _____

_____

8. _____

_____

More DLI courses on LiveLingua - Online Language School

UNIT 27
Listening Comprehension II
Student Workbook

9. _____

_____

10. _____

_____

More DLI courses on LiveLingua - Online Language School

UNIT 27
Listening Comprehension II
Student Workbook

Section Two: Listening Comprehension

You will hear three brief communicative exchanges. Listen to them carefully and then answer the questions in your workbook. After the exercise, check your work with the answer key provided in the Answer Booklet. Then, listen to the exercise again.

I.

1. O której telewizja nadała wywiad?

_____

2. Kto oprócz posłów uczestniczył w wywiadzie?

_____

3. Jak długo mówili o zmianach w konstytucji?

_____

4. Co było następnym punktem dyskusji?

_____

_____

5. Co rozmawiający sądzą o dyskusji?

_____

_____

_____

More DLI courses on LiveLingua - Online Language School

UNIT 27
Listening Comprehension II
Student Workbook

II.

1. Dlaczego dyrektora nie ma w biurze?

_____

_____

2. Kiedy dyrektor wraca ze stolicy?

_____

3. Z kim dyrektor ma spotkać się dziś po południu?

_____

4. Na co potrzebne są pieniądze?

_____

5. Dlaczego pani Basia sądzi, że nie uda się załatwić pieniędzy?

_____

_____

More DLI courses on LiveLingua - Online Language School

UNIT 27
Listening Comprehension II
Student Workbook

III.

1. Skąd wraca Darek?

_____

2. Dlaczego pytający głosuje dopiero pierwszy raz?

_____

_____

3. Jaki dokument trzeba pokazać komisji wyborczej?

_____

4. Co trzeba zrobić z listą kandydatów?

_____

_____

5. Co głosujący może zrobić, jeżeli kandydaci nie podobają mu się?

_____

More DLI courses on LiveLingua - Online Language School

UNIT 27
Listening Comprehension II
Student Workbook

Section Three: Transcription

You will hear a short text recorded on the tape. Transcribe it in your workbook and answer the questions. Then check your work with the answer key provided in your Answer Booklet.

More DLI courses on LiveLingua - Online Language School

UNIT 27
Listening Comprehension II
Student Workbook

Pytania:

1. O czym mówi się od lat?

_____

2. Czego głównie brakuje?

_____

3. Z czym ludzie nie chcą się pogodzić?

_____

_____

4. Co robi ministerstwo budownictwa?

_____

_____

5. Kto powiedział, ile obecnie wynosi okres czekania na nowe mieszkanie?

_____

More DLI courses on LiveLingua - Online Language School

UNIT 28

More DLI courses on LiveLingua - Online Language School

UNIT 28
Listening Comprehension I
Student Workbook

Section One: Sound Discrimination

You will hear 10 words. Listen to them and complete the missing letters in your workbook. Then, check your work with the answer key provided in your Answer Booklet.

1. pó_____ie

2. po_____ka

3. wyj____ie

4. ko_____ół

5. mał_____two

6. hi_____ski

7. u_____nięty

8. przyja____

9. _____gać

10. p_____cza

More DLI courses on LiveLingua - Online Language School

UNIT 28
Listening Comprehension I
Student Workbook

Section Two: Radiograms

You will hear a preamble to a radiogram followed by a text. A basic preamble consists of a date, time, and group count. The date is generally divided into day of the month, month, and year. The time is usually expressed in four-digit military time.

Write the radiogram number, the preamble, and the text as you hear them.

After the exercise, check your work with the answer key provided in your Answer Booklet. Then listen to the radiogram again.

RADIOGRAM # 140

More DLI courses on LiveLingua - Online Language School

UNIT 28
Listening Comprehension I
Student Workbook

Section Three: Information Extraction

Ćwiczenie 1. Number Extraction

You will hear short sentences containing a time expression, date, number, or direction. Write down the entire numerical phrase in English. After the exercise, check your work with the answer key provided in the Answer Booklet.

1. _____
2. _____
3. _____
4. _____
5. _____
6. _____
7. _____
8. _____
9. _____
10. _____

More DLI courses on LiveLingua - Online Language School

UNIT 28
Listening Comprehension I
Student Workbook

Ćwiczenie 2. Extractions of Geographical and Family Names

You will hear short sentences containing geographical and/or family names. Write down each name you hear in the basic form. After the exercise, check your work with the answer key provided in your Answer Booklet.

1. _____
2. _____
3. _____
4. _____
5. _____
6. _____
7. _____
8. _____
9. _____
10. _____

More DLI courses on LiveLingua - Online Language School

UNIT 28
Listening Comprehension I
Student Workbook

Section Four: Transcription

You will hear a short text recorded on the tape. Transcribe it in your workbook and answer the questions. Then check your work with the answer key provided in your Answer Booklet.

More DLI courses on LiveLingua - Online Language School

UNIT 28
Listening Comprehension I
Student Workbook

Pytania:

1. Jakie problemy mieli w Polsce znajomi z Ameryki?

_____

2. Co kupuje się w Polsce w aptece?

_____

3. Gdzie można kupić kosmetyki, proszki do prania itp?

_____

4. Czym się różnią zakupy w Polsce od zakupów w Ameryce?

_____

_____

_____

More DLI courses on LiveLingua - Online Language School

UNIT 28
Listening Comprehension II
Student Workbook

Section One: Rapid-Fire Drill

You will hear 10 sentences spoken in Polish. Listen to each sentence and translate it into English. Use abbreviations and numerals wherever possible. After the exercise, check your work with the answer key provided in your Answer Booklet. Then, listen to the exercise again.

1. _____

_____

2. _____

_____

3. _____

_____

4. _____

_____

5. _____

_____

6. _____

_____

7. _____

_____

8. _____

_____

More DLI courses on LiveLingua - Online Language School

UNIT 28
Listening Comprehension II
Student Workbook

9. _____

_____

10. _____

_____

More DLI courses on LiveLingua - Online Language School

UNIT 28
Listening Comprehension II
Student Workbook

Section Two: Listening Comprehension

You will hear three brief communicative exchanges. Listen to them carefully and then complete the text in your workbook which best relates to what you have heard. After the exercise, check your work with the answer key provided in the Answer Booklet. Then, listen to the exercise again.

1.

Wracając _____ domu Kowalski wstąpił do _____ na _____, żeby kupić _____ kilo _____. Ekspedientce _____ chciało się _____ sera i powiedziała, że _____ ser w takich _____, jakie są. Przy _____ Kowalski znów _____ zdenerwował, ponieważ _____ nie chciała _____ mu z _____ zł. Po krótkiej _____, w której uczestniczył także _____ sklepu, _____ się znalazła.

More DLI courses on LiveLingua - Online Language School

UNIT 28
Listening Comprehension II
Student Workbook

2.

_____ miesiąca _____, jeden z pracowników rozmawiał z _____ Kalińskim na temat _____ go do innego _____. Ponieważ nie _____ jeszcze żadnej odpowiedzi _____ do biura spraw personalnych. Tam _____ się, że inż. Kaliński został _____ ze _____. Gdy zastanawiał się, _____ robić dalej, mężczyzna, z _____ rozmawiał poszedł do _____, żeby dowiedzieć się, jak wygląda jego _____.

3.

Osoba przyzwyczajona do _____, metrów i _____ gubi się, gdy spotyka funty, _____ i galony. Podobne problemy ma _____ przyzwyczajona _____ cali, _____ i _____, gdy ma do czynienia z _____, kilometrami i gramami. Obecnie Stany _____ wprowadzają system _____. Żeby ułatwić proces wprowadzenia na nowy _____, na wielu _____ można np. spotkać ciężar podany w _____ i _____.

More DLI courses on LiveLingua - Online Language School

UNIT 28
Listening Comprehension II
Student Workbook

Section Three: Transcription

You will hear a short text recorded on the tape. Transcribe it in your workbook and answer the questions. Then check your work with the answer key provided in your Answer Booklet.

More DLI courses on LiveLingua - Online Language School

UNIT 28
Listening Comprehension II
Student Workbook

Pytania:

1. Dlaczego jeden z mężczyzn jest zdenerwowany?

_____

2. W jakich sklepach był mężczyzna?

_____

3. Kogo pytał o zgubiony portfel?

_____

4. Co było w portfelu?

_____

_____

5. Co ze zgubionych rzeczy będzie można ewentualnie odzyskać?

_____

More DLI courses on LiveLingua - Online Language School

UNIT 29

More DLI courses on LiveLingua - Online Language School

UNIT 29
Listening Comprehension I
Student Workbook

Section One: Sound Discrimination

You will hear 10 words. Listen to them and complete the missing letters in your workbook. Then, check your work with the answer key provided in your Answer Booklet.

1. sprz_____ka
2. przepie_____
3. ws_____wać
4. prze_____
5. wzi_____
6. m_____ość
7. _____nki
8. _____awnica
9. po_____wisko
10. zmi_____ć

More DLI courses on LiveLingua - Online Language School

UNIT 29
Listening Comprehension I
Student Workbook

Section Two: Radiograms

You will hear a preamble to a radiogram followed by a text. A basic preamble consists of a date, time, and group count. The date is generally divided into day of the month, month, and year. The time is usually expressed in four-digit military time.

Write the radiogram number, the preamble, and the text as you hear them.

After the exercise, check your work with the answer key provided in your Answer Booklet. Then listen to the radiogram again.

RADIOGRAM # 49

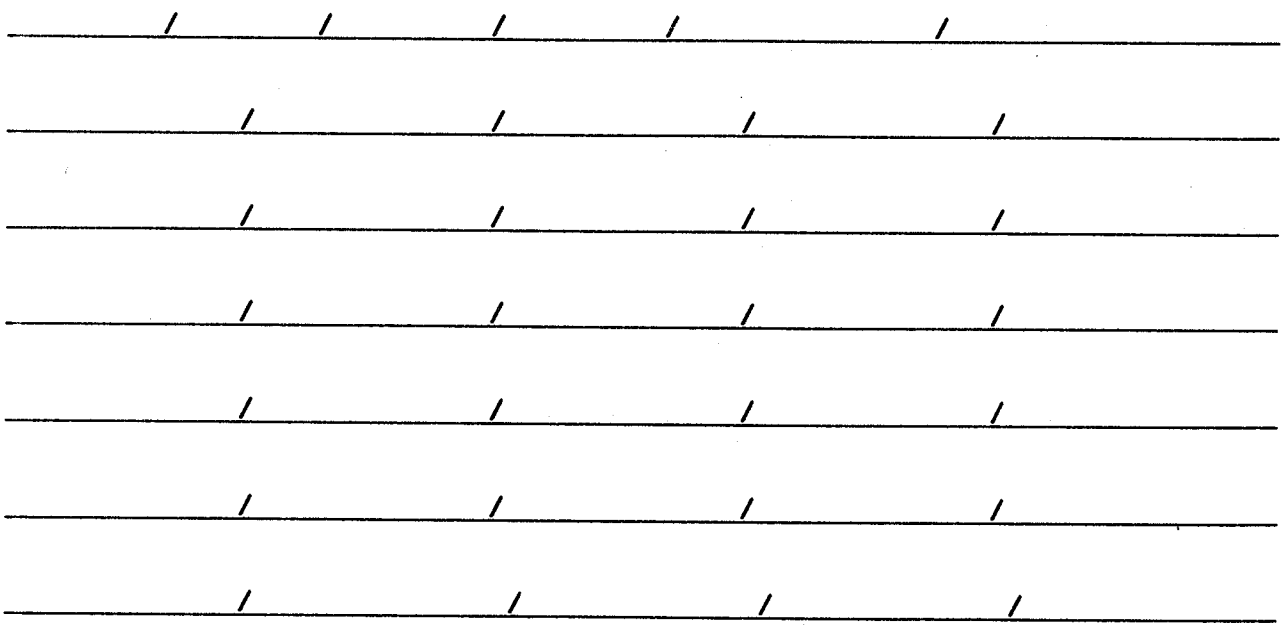

More DLI courses on LiveLingua - Online Language School

UNIT 29
Listening Comprehension I
Student Workbook

Section Three: Information Extraction

Ćwiczenie 1. Number Extraction

You will hear short sentences containing a time expression, date, number, or direction. Write down the entire numerical phrase in English. After the exercise, check your work with the answer key provided in the Answer Booklet.

1. _____
2. _____
3. _____
4. _____
5. _____
6. _____
7. _____
8. _____
9. _____
10. _____

More DLI courses on LiveLingua - Online Language School

UNIT 29
Listening Comprehension I
Student Workbook

Ćwiczenie 2. Extractions of Geographical and Family Names

You will hear short sentences containing geographical and/or family names. Write down each name you hear in the basic form. After the exercise, check your work with the answer key provided in your Answer Booklet.

1. _____

2. _____

3. _____

4. _____

5. _____

6. _____

7. _____

8. _____

9. _____

10. _____

More DLI courses on LiveLingua - Online Language School

UNIT 29
Listening Comprehension I
Student Workbook

Section Four: Transcription

You will hear a short text recorded on the tape. Transcribe it in your workbook and answer the questions. Then check your work with the answer key provided in your Answer Booklet.

More DLI courses on LiveLingua - Online Language School

UNIT 29
Listening Comprehension I
Student Workbook

Pytania:

1. Na co chorował znajomy pana X?

_____

2. Jakie były u niego objawy tej choroby?

_____

3. Jakie są zazwyczaj objawy zapalenia płuc?

_____

4. Jak długo trwała ta choroba?

_____

_____

5. Kiedy znajomy pana X dowiedział się o swojej chorobie?

_____

6. Co było powodem nietypowych objawów choroby u pana Y?

_____

_____

More DLI courses on LiveLingua - Online Language School

UNIT 29
Listening Comprehension II
Student Workbook

Section One: Rapid-Fire Drill

You will hear 10 sentences spoken in Polish. Listen to each sentence and translate it into English. Use abbreviations and numerals wherever possible. After the exercise, check your work with the answer key provided in your Answer Booklet. Then, listen to the exercise again.

1. _____

_____

2. _____

_____

3. _____

_____

4. _____

_____

5. _____

_____

6. _____

_____

7. _____

_____

8. _____

_____

More DLI courses on LiveLingua - Online Language School

UNIT 29
Listening Comprehension II
Student Workbook

9. _____

_____

10. _____

_____

More DLI courses on LiveLingua - Online Language School

UNIT 29
Listening Comprehension II
Student Workbook

Section Two: Listening Comprehension

You will hear three brief communicative exchanges. Listen to them carefully and then complete the sentences in your workbook so that they best relate to what you have heard. After the exercise, check your work with the answer key provided in the Answer Booklet. Then, listen to the exercise again.

1.

A. Niełatwo jest skraść z _____ obraz, który jest _____.

B. Muzea, które mają bezcenne przedmioty w swoich kolekcjach, są _____.

C. Okoliczności wskazują, że w kradzieży _____ _____.

2.

A. _____ por. Długosza zatrzymali jakiegoś mężczyznę przy _____.

B. Mężczyzna miał w ręką nóż i _____ _____.

C. _____ był przestrzegany podczas całej akcji.

More DLI courses on LiveLingua - Online Language School

UNIT 29
Listening Comprehension II
Student Workbook

3.

A. U mnie w domu na szczęście _____.

B. Pani Matysiakowa poprosiła sąsiada, _____

_____.

C. Nie dość, że pani Matysiakowa _____,

obecnie jest jeszcze chora _____.

More DLI courses on LiveLingua - Online Language School

UNIT 29
Listening Comprehension II
Student Workbook

Section Three: Transcription

You will hear a short text recorded on the tape. Transcribe it in your workbook and answer the questions. Then check your work with the answer key provided in your Answer Booklet.

More DLI courses on LiveLingua - Online Language School

UNIT 29
Listening Comprehension II
Student Workbook

Pytania:

1. Jak ostatnio czuł się się Adamski?

_____

_____

2. Dlaczego chciał sobie odpocząć?

_____

3. Jaką temperaturę miał szeregowy?

_____

4. Jakie lekarstwa dał mu lekarz?

_____

5. O której zacznie się jutro musztra?

_____

More DLI courses on LiveLingua - Online Language School

UNIT 30

More DLI courses on LiveLingua - Online Language School

UNIT 30
Listening Comprehension I
Student Workbook

Section One: Sound Discrimination

You will hear 10 words. Listen to them and complete the missing letters in your workbook. Then, check your work with the answer key provided in your Answer Booklet.

1. mie_____anie
2. wew_____ny
3. tera_____y
4. Ko_____yna
5. Łęcz_____
6. zni_____ony
7. nie_____cie
8. _____wiadczenie
9. pow_____y
10. oska_____ie

More DLI courses on LiveLingua - Online Language School

UNIT 30
Listening Comprehension I
Student Workbook

Section Two: Radiograms

You will hear a preamble to a radiogram followed by a text. A basic preamble consists of a date, time, and group count. The date is generally divided into day of the month, month, and year. The time is usually expressed in four-digit military time.

Write the radiogram number, the preamble, and the text as you hear them.

After the exercise, check your work with the answer key provided in your Answer Booklet. Then listen to the radiogram again.

RADIOGRAM # 30

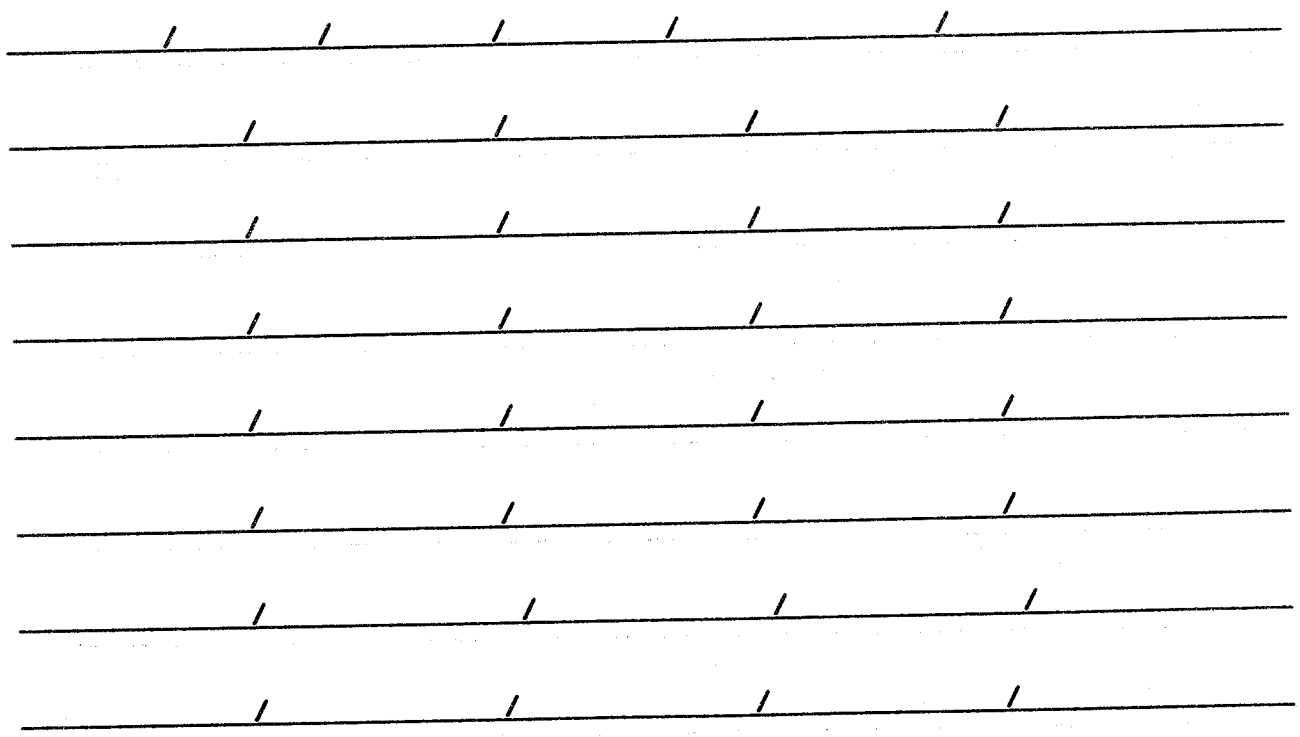

More DLI courses on LiveLingua - Online Language School

UNIT 30
Listening Comprehension I
Student Workbook

Section Three: Information Extraction

Ćwiczenie 1. Number Extraction

You will hear short sentences containing a time expression, date, number, or direction. Write down the entire numerical phrase in English. After the exercise, check your work with the answer key provided in the Answer Booklet.

1. _____
2. _____
3. _____
4. _____
5. _____
6. _____
7. _____
8. _____
9. _____
10. _____

More DLI courses on LiveLingua - Online Language School

UNIT 30
Listening Comprehension I
Student Workbook

Ćwiczenie 2. Extractions of Geographical and Family Names

You will hear short sentences containing geographical and/or family names. Write down each name you hear in the basic form. After the exercise, check your work with the answer key provided in your Answer Booklet.

1. _____

2. _____

3. _____

4. _____

5. _____

6. _____

7. _____

8. _____

9. _____

10. _____

More DLI courses on LiveLingua - Online Language School

UNIT 30
Listening Comprehension I
Student Workbook

Section Four: Transcription

You will hear a short text recorded on the tape. Transcribe it in your workbook and answer the questions. Then check your work with the answer key provided in your Answer Booklet.

More DLI courses on LiveLingua - Online Language School

UNIT 30
Listening Comprehension I
Student Workbook

Pytania:

1. W jaki sposób można szybko przekazać pilną wiadomość?

_____

2. Dlaczego pan X wysłał telegram do Torunia?

_____

_____

3. Jaki rodzaj telegramu mógł wysłać pan X?

_____

4. Jaka była różnica między telegramem pilnym a zwyczajnym?

_____

_____

5. Jak docierają telegramy do miejsc położonych daleko od miasta?

_____

_____

More DLI courses on LiveLingua - Online Language School

UNIT 30
Listening Comprehension II
Student Workbook

Section One: Rapid-Fire Drill

You will hear 10 sentences spoken in Polish. Listen to each sentence and translate it into English. Use abbreviations and numerals wherever possible. After the exercise, check your work with the answer key provided in your Answer Booklet. Then, listen to the exercise again.

1. _____

_____

2. _____

_____

3. _____

_____

4. _____

_____

5. _____

_____

6. _____

_____

7. _____

_____

8. _____

_____

More DLI courses on LiveLingua - Online Language School

UNIT 30
Listening Comprehension II
Student Workbook

9. _____

_____

10. _____

_____

More DLI courses on LiveLingua - Online Language School

UNIT 30
Listening Comprehension II
Student Workbook

Section Two: Listening Comprehension

You will hear three brief communicative exchanges. Listen to them carefully and then select the answer in your booklet which best relates to what you have heard. After the exercise, check your work with the answer key provided in your Answer Booklet. Then, listen to the exercise again.

1.

A. Dwaj faceci w okularach, to studenci, którzy znają kilka języków.

B. Jeden ze stojących koło bramy mężczyzn jest nauczycielem francuskiego.

C. Jeden z rozmawiających studiuje germanistykę.

2.

A. Kod pocztowy, którego szuka mężczyzna, jest 00-960.

B. Książka kodów pocztowych jest na poczcie przy ulicy Czackiego.

C. Mężczyzna zapomniał włożyć życiorysu do koperty.

3.

A. Tygodniki są już przeczytane przez obu rozmawiających.

B. "Czterej pancerni i pies" to tytuł serialu polskiej telewizji.

C. Wywiad z prof. Marciniakiem jest bardzo interesujący.

More DLI courses on LiveLingua - Online Language School

UNIT 30
Listening Comprehension II
Student Workbook

Section Three: Transcription

You will hear a short text recorded on the tape. Transcribe it in your workbook and answer the questions. Then check your work with the answer key provided in your Answer Booklet.

More DLI courses on LiveLingua - Online Language School

UNIT 30
Listening Comprehension II
Student Workbook

Pytania:

1. Gdzie ginęły plany i dokumenty?

_____

_____

2. Dlaczego zainstalowano kamery telewizyjne?

_____

_____

3. Kim byli nowi pracownicy?

_____

_____

4. Dlaczego dyrektor został aresztowany?

_____

5. Co zostało zlikwidowane?

_____

More DLI courses on LiveLingua - Online Language School

UNIT 31

More DLI courses on LiveLingua - Online Language School

UNIT 31
Listening Comprehension I
Student Workbook

Section One: Sound Discrimination

You will hear 10 words. Listen to them and complete the missing letters in your workbook. Then, check your work with the answer key provided in your Answer Booklet.

1. prze_____

2. prze_____

3. w_____uż

4. po_____

5. pomie_____enie

6. Mi_____górze

7. b_____a

8. bu_____wy

9. m_____ki

10. w_____egać

More DLI courses on LiveLingua - Online Language School

UNIT 31
Listening Comprehension I
Student Workbook

Section Two: Radiograms

You will hear a preamble to a radiogram followed by a text. A basic preamble consists of a date, time, and group count. The date is generally divided into day of the month, month, and year. The time is usually expressed in four-digit military time.

Write the radiogram number, the preamble, and the text as you hear them.

After the exercise, check your work with the answer key provided in your Answer Booklet. Then listen to the radiogram again.

RADIOGRAM # 78

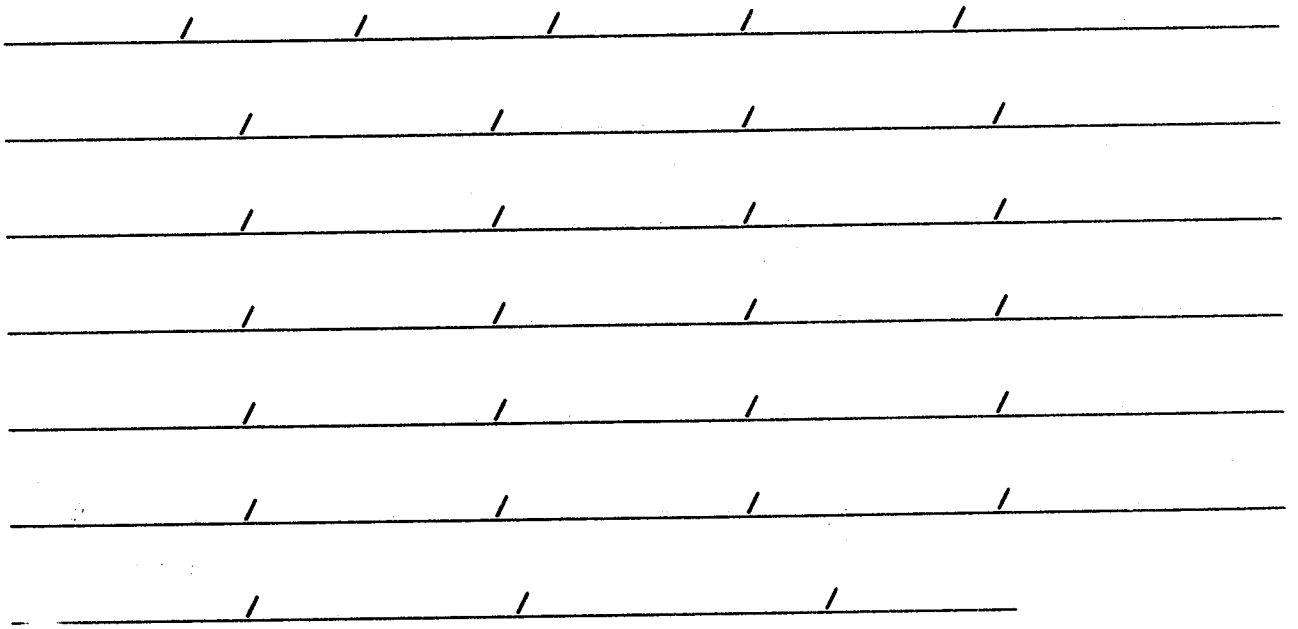

More DLI courses on LiveLingua - Online Language School

UNIT 31
Listening Comprehension I
Student Workbook

Section Three: Information Extraction

Ćwiczenie 1. Number Extraction

You will hear short sentences containing a time expression, date, number, or direction. Write down the entire numerical phrase in English. After the exercise, check your work with the answer key provided in the Answer Booklet.

1. _____
2. _____
3. _____
4. _____
5. _____
6. _____
7. _____
8. _____
9. _____
10. _____

More DLI courses on LiveLingua - Online Language School

UNIT 31
Listening Comprehension I
Student Workbook

Ćwiczenie 2. Extraction of Geographical and Family Names

You will hear short sentences containing geographical and/or family names. Write down each name you hear in the basic form. After the exercise, check your work with the answer key provided in your Answer Booklet.

1. _____

2. _____

3. _____

4. _____

5. _____

6. _____

7. _____

8. _____

9. _____

10. _____

More DLI courses on LiveLingua - Online Language School

UNIT 31
Listening Comprehension I
Student Workbook

Section Four: Transcription

You will hear a short text recorded on the tape. Transcribe it in your workbook and answer the questions. Then check your work with the answer key provided in your Answer Booklet.

More DLI courses on LiveLingua - Online Language School

UNIT 31
Listening Comprehension I
Student Workbook

Pytania:

1. Jak usytuowany jest dom?

2. Jak duży jest dom?

3. W jakim stanie jest dom?

4. Jakie są zalety kupna takiego domu?

More DLI courses on LiveLingua - Online Language School

UNIT 31
Listening Comprehension II
Student Workbook

Section One: Rapid-Fire Drill

You will hear 10 sentences spoken in Polish. Listen to each sentence and translate it into English. Use abbreviations and numerals wherever possible. After the exercise, check your work with the answer key provided in your Answer Booklet. Then, listen to the exercise again.

1. _____

_____

2. _____

_____

3. _____

_____

4. _____

5. _____

_____

6. _____

_____

7. _____

_____

8. _____

_____

More DLI courses on LiveLingua - Online Language School

UNIT 31
Listening Comprehension II
Student Workbook

9. _____

_____

10. _____

_____

More DLI courses on LiveLingua - Online Language School

UNIT 31
Listening Comprehension II
Student Workbook

Section Two: Listening Comprehension

You will hear three brief communicative exchanges. Listen to them and then supply the essential elements of information in your booklet which best relate to what you have heard. After the exercise, check your work with the answer key provided in your Answer Booklet. Then, listen to the exercise again.

1.

	KOMENTARZ
PRĄD	_____ _____
GAZ	_____
OGRZEWANIE	_____ _____
JEDZENIE	_____ _____

More DLI courses on LiveLingua - Online Language School

UNIT 31
Listening Comprehension II
Student Workbook

2.

	KOMENTARZ
WERSALKA	
REGAŁ	
INNE	

More DLI courses on LiveLingua - Online Language School

UNIT 31
Listening Comprehension II
Student Workbook

3.

	KOMENTARZ
Można pożyczyć	_____
Już zrobione	_____ _____
Trzeba wymienić	_____

More DLI courses on LiveLingua - Online Language School

UNIT 31
Listening Comprehension II
Student Workbook

Section Three: Transcription

You will hear a short text recorded on the tape. Transcribe it in your workbook and answer the questions. Then check your work with the answer key provided in your Answer Booklet.

More DLI courses on LiveLingua - Online Language School

UNIT 31
Listening Comprehension II
Student Workbook

Pytania:

1. Co nagle przestało działać?

_____

2. Co było widać przez firankę?

_____

_____

3. Czego nie będzie można obejrzeć?

_____

4. Czym chciał się pochwalić Adam?

_____

5. Co było powodem braku światła?

_____

More DLI courses on LiveLingua - Online Language School

UNIT 32

More DLI courses on LiveLingua - Online Language School

UNIT 32
Listening Comprehension I
Student Workbook

Section One: Sound Discrimination

You will hear 10 words. Listen to them and complete the missing letters in your workbook. Then, check your work with the answer key provided in your Answer Booklet.

1. prze_____nek

2. bli_____a_____

3. _____ególnie

4. kilkana_____

5. na_____ona

6. młodzi_____

7. jedno_____

8. nie_____ny

9. _____listy

10. _____tnictwo

More DLI courses on LiveLingua - Online Language School

UNIT 32
Listening Comprehension I
Student Workbook

Section Two: Radiograms

You will hear a preamble to a radiogram followed by a text. A basic preamble consists of a date, time, and group count. The date is generally divided into day of the month, month, and year. The time is usually expressed in four-digit military time.

Write the radiogram number, the preamble, and the text as you hear them.

After the exercise, check your work with the answer key provided in your Answer Booklet. Then listen to the radiogram again.

RADIOGRAM # 34

More DLI courses on LiveLingua - Online Language School

UNIT 32
Listening Comprehension I
Student Workbook

Section Three: Information Extraction

Ćwiczenie 1. Number Extraction

You will hear short sentences containing a time expression, date, number, or direction. Write down the entire numerical phrase in English. After the exercise, check your work with the answer key provided in the Answer Booklet.

1. _____

2. _____

3. _____

4. _____

5. _____

6. _____

7. _____

8. _____

9. _____

10. _____

More DLI courses on LiveLingua - Online Language School

UNIT 32
Listening Comprehension I
Student Workbook

Ćwiczenie 2. Extraction of Geographical and Family Names

You will hear short sentences containing geographical and/or family names. Write down each name you hear in the basic form. After the exercise, check your work with the answer key provided in your Answer Booklet.

1. _____

2. _____

3. _____

4. _____

5. _____

6. _____

7. _____

8. _____

9. _____

10. _____

More DLI courses on LiveLingua - Online Language School

UNIT 32
Listening Comprehension I
Student Workbook

Section Four: Transcription

You will hear a short text recorded on the tape. Transcribe it in your workbook and answer the questions. Then check your work with the answer key provided in your Answer Booklet.

More DLI courses on LiveLingua - Online Language School

UNIT 32
Listening Comprehension I
Student Workbook

Pytania:

1. Dlaczego pani Z zamieszkała w mieście X?

_____

2. Jakie były jej pierwsze obserwacje?

_____

3. Jakie sprawy przerażały panią Z?

_____

_____

4. Jaki był stosunek pani Z do prawodawstwa?

_____

_____

More DLI courses on LiveLingua - Online Language School

UNIT 32
Listening Comprehension II
Student Workbook

Section One: Rapid-Fire Drill

You will hear 10 sentences spoken in Polish. Listen to each sentence and translate it into English. Use abbreviations and numerals wherever possible. After the exercise, check your work with the answer key provided in your Answer Booklet. Then, listen to the exercise again.

1. _____

_____

2. _____

_____

3. _____

_____

4. _____

_____

5. _____

_____

6. _____

_____

7. _____

_____

8. _____

_____

More DLI courses on LiveLingua - Online Language School

UNIT 32
Listening Comprehension II
Student Workbook

9. _____

_____

10. _____

_____

More DLI courses on LiveLingua - Online Language School

UNIT 32
Listening Comprehension II
Student Workbook

Section Two: Listening Comprehension

You will hear three brief communicative exchanges. Listen to them carefully and then complete the sentences in your workbook so that they best relate to what you have heard. After the exercise, check your work with the answer key provided in the Answer Booklet. Then, listen to the exercise again.

1.

A. Za parkowanie _____ w miejscach niedozwolonych kierowcy _____.

B. Jeżeli _____, nie powinien prowadzić samochodu.

C. Kłopoty z prawem były jednym z powodów, że _____ _____.

2.

A. Jako _____ , rozmawiający znów spędził całe _____.

B. Sprawy dotyczące przestępstw politycznych, nierzadko _____.

C. Rozmawiający nie jest w tej chwili pewny _____ _____, czy nie.

More DLI courses on LiveLingua - Online Language School

UNIT 32
Listening Comprehension II
Student Workbook

3.

A. Z powodu aresztowania Ostrowskiego przed fabryką _____

_____.

B. _____ Ostrowski proponował wielu ludziom pieniądze.

C. Ostrowski nie mógłby działać przez tyle lat, gdyby _____

_____.

More DLI courses on LiveLingua - Online Language School

UNIT 32
Listening Comprehension II
Student Workbook

Section Three: Transcription

You will hear a short text recorded on the tape. Transcribe it in your workbook and answer the questions. Then check your work with the answer key provided in your Answer Booklet.

More DLI courses on LiveLingua - Online Language School

UNIT 32
Listening Comprehension II
Student Workbook

Pytania:

1. O której rozpoczęły się przesłuchania?

_____

2. O co mniej więcej pytali przesłuchujący?

_____

_____

_____

3. Co wynikało z zadawanych pytań?

_____

4. Co wojsko zamówiło w instytucie?

_____

_____

5. Dlaczego sprawa w instytucie jest poważna?

_____

_____

_____

More DLI courses on LiveLingua - Online Language School

UNIT 33

More DLI courses on LiveLingua - Online Language School

UNIT 33
Listening Comprehension I
Student Workbook

Section One: Sound Discrimination

You will hear 10 words. Listen to them and complete the missing letters in your workbook. Then, check your work with the answer key provided in your Answer Booklet.

1. wło_____skie
2. Wia_____
3. Tur_____
4. Gom_____
5. _____nica
6. _____ów
7. Go_____yna
8. O_____yce
9. _____ów
10. _____czki

More DLI courses on LiveLingua - Online Language School

UNIT 33
Listening Comprehension I
Student Workbook

Section Two: Radiograms

You will hear a preamble to a radiogram followed by a text. A basic preamble consists of a date, time, and group count. The date is generally divided into day of the month, month, and year. The time is usually expressed in four-digit military time.

Write the radiogram number, the preamble, and the text as you hear them.

After the exercise, check your work with the answer key provided in your Answer Booklet. Then listen to the radiogram again.

RADIOGRAM # 94

More DLI courses on LiveLingua - Online Language School

UNIT 33
Listening Comprehension I
Student Workbook

Section Three: Information Extraction

Ćwiczenie 1. Number Extraction

You will hear short sentences containing a time expression, date, number, or direction. Write down the entire numerical phrase in English. After the exercise, check your work with the answer key provided in the Answer Booklet.

1. _____

2. _____

3. _____

4. _____

5. _____

6. _____

7. _____

8. _____

9. _____

10. _____

More DLI courses on LiveLingua - Online Language School

UNIT 33
Listening Comprehension I
Student Workbook

Ćwiczenie 2. Extraction of Geographical and Family Names

You will hear short sentences containing geographical and/or family names. Write down each name you hear in the basic form. After the exercise, check your work with the answer key provided in your Answer Booklet.

1. _____
2. _____
3. _____
4. _____
5. _____
6. _____
7. _____
8. _____
9. _____
10. _____

More DLI courses on LiveLingua - Online Language School

UNIT 33
Listening Comprehension I
Student Workbook

Section Four: Transcription

You will hear a short text recorded on the tape. Transcribe it in your workbook and answer the questions. Then, check your work with the answer key provided in your Answer Booklet.

More DLI courses on LiveLingua - Online Language School

UNIT 33
Listening Comprehension I
Student Workbook

Pytania:

1. Dlaczego urlop pani X zapowiadał się fatalnie?

2. Jak pani X planowała spędzić wakacje?

3. Jak pani X poznała swoje nowe towarzystwo?

4. Jak pani X i jej nowi znajomi spędzali czas na urlopie?

5. Jak oceniała pani X swoje wakacje?

More DLI courses on LiveLingua - Online Language School

UNIT 33
Listening Comprehension II
Student Workbook

Section One: Rapid-Fire Drill

You will hear 10 sentences spoken in Polish. Listen to each sentence and translate it into English. Use abbreviations and numerals wherever possible. After the exercise, check your work with the answer key provided in your Answer Booklet. Then, listen to the exercise again.

1. _____

_____

2. _____

_____

3. _____

_____

4. _____

_____

5. _____

_____

6. _____

_____

7. _____

_____

8. _____

_____

More DLI courses on LiveLingua - Online Language School

UNIT 33
Listening Comprehension II
Student Workbook

9. _____

_____

10. _____

_____

More DLI courses on LiveLingua - Online Language School

UNIT 33
Listening Comprehension II
Student Workbook

Section Two: Listening Comprehension

You will hear three brief communicative exchanges. Listen to them carefully and then answer the questions in your workbook so that they best relate to what you have heard. After the exercise, check your work with the answer key provided in the Answer Booklet. Then, listen to the exercise again.

A.

1. Dlaczego jeden z rozmawiających jest zdenerwowany?

_____

_____

2. Dlaczego wyjazd ten jest dla niej dużą szansą?

_____

_____

3. Jakie dokumenty potrzebne są jeszcze władzom paszportowym?

_____

_____

4. Z kim chciała się widzieć siostra rozmawiającego?

_____

5. Gdzie jest obecnie sędzia?

_____

More DLI courses on LiveLingua - Online Language School

UNIT 33
Listening Comprehension II
Student Workbook

B.

1. Ile razy rozmawiający opowiedział milicji całą sprawę?

_____

2. Z kim i gdzie był ostatnio rozmawiający?

_____

3. Jaki był cel wyjazdu do Grecji?

_____

4. W związku z czym prokurator poszukiwał Piotra?

_____

5. Dlaczego rozmawiający musiał zamieszkać z Piotrem w tym samym pokoju?

_____

_____

More DLI courses on LiveLingua - Online Language School

UNIT 33
Listening Comprehension II
Student Workbook

C.

1. Gdzie znajdują się rozmawiający?

_____

2. Jakie zainteresowania mają rozmówcy?

_____

_____

3. Co grają dziś w operze?

_____

4. Czy są jeszcze bilety na dzisiejszy wieczór?

_____

_____

5. Kiedy można kupić bilet bez stania w kolejce?

_____

More DLI courses on LiveLingua - Online Language School

UNIT 33
Listening Comprehension II
Student Workbook

Section Three: Transcription

You will hear a short text recorded on the tape. Transcribe it in your workbook and answer the questions. Then check your work with the answer key provided in your Answer Booklet.

More DLI courses on LiveLingua - Online Language School

sztowanie Adama H.?

_____

_____

am H.?

_____

wane nielegalnym organizacjom?

_____

ni?

_____

aresztowani?

_____

nd Discrimination

. Listen to them and complete the miss-
ook. Then, check your work with the an-
Answer Booklet.

. Wie_____ka

. pia_____ty

. w_____e

. _____ta

. _____tów

. ilo_____owy

. przesta_____

. _____ki

. _____ysty

. za_____wy

More DLI courses on LiveLingua - Online Language School

UNIT 34
Listening Comprehension I
Student Workbook

Section Two: Radiograms

You will hear a preamble to a radiogram followed by a text. A basic preamble consists of a date, time, and group count. The date is generally divided into day of the month, month, and year. The time is usually expressed in four-digit military time.

Write the radiogram number, the preamble, and the text as you hear them.

After the exercise, check your work with the answer key provided in your Answer Booklet. Then listen to the radiogram again.

RADIOGRAM # 88

More DLI courses on LiveLingua - Online Language School

UNIT 34
Listening Comprehension I
Student Workbook

Section Three: Information Extraction

Ćwiczenie 1. Number Extraction

You will hear short sentences containing a time expression, date, number, or direction. Write down the entire numerical phrase in English. After the exercise, check your work with the answer key provided in the Answer Booklet.

1. _____

2. _____

3. _____

4. _____

5. _____

6. _____

7. _____

8. _____

More DLI courses on LiveLingua - Online Language School

UNIT 34
Listening Comprehension I
Student Workbook

Ćwiczenie 2. Extraction of Geographical and Family Names

You will hear short sentences containing geographical and/or family names. Write down each name you hear in the basic form. After the exercise, check your work with the answer key provided in your Answer Booklet.

1. _____

2. _____

3. _____

4. _____

5. _____

6. _____

7. _____

8. _____

9. _____

10. _____

More DLI courses on LiveLingua - Online Language School

UNIT 34
Listening Comprehension I
Student Workbook

Section Four: Transcription

You will hear a short text recorded on the tape. Transcribe it in your workbook and answer the questions. Then, check your work with the answer key provided in your Answer Booklet.

More DLI courses on LiveLingua - Online Language School

UNIT 34
Listening Comprehension I
Student Workbook

Pytania:

1. Czego dotyczyła wypowiedź egipskiego ministra obrony narodowej?

2. Co sprzedawała Francja Egiptowi?

3. Co jest obecnie priorytetową sprawą dla Egiptu?

4. Jakie, inne plany ma Egipt?

5. Co świadczy o szybkim rozwoju przemysłu zbrojeniowego w Egipcie?

More DLI courses on LiveLingua - Online Language School

UNIT 34
Listening Comprehension II
Student Workbook

Section One: Rapid-Fire Drill

You will hear 10 sentences spoken in Polish. Listen to each sentence and translate it into English. Use abbreviations and numerals wherever possible. After the exercise, check your work with the answer key provided in your Answer Booklet. Then, listen to the exercise again.

1. _____

_____

2. _____

_____

3. _____

_____

4. _____

_____

5. _____

_____

6. _____

_____

7. _____

_____

8. _____

_____

More DLI courses on LiveLingua - Online Language School

UNIT 34
Listening Comprehension II
Student Workbook

9. _____

_____

10. _____

_____

More DLI courses on LiveLingua - Online Language School

UNIT 34
Listening Comprehension II
Student Workbook

Section Two: Listening Comprehension

You will hear three brief communicative exchanges. Listen to them carefully and then complete the text in your workbook so that it best relates to what you have heard. After the exercise, check your work with the answer key provided in the Answer Booklet. Then, listen to the exercise again.

1.

Jeden z pracowników biura wyszedł na miasto, żeby _____ jakąś sprawę i wrócił _____ niż przypuszczał. Powodem jego spóźnienia był _____ samochodowy na _____ Marchlewskiego i _____: zatrzymano cały ruch, _____ też tramwaje. _____ spowodował kierowca _____ Jelcz z _____ węgla, który _____ na osobowego _____ stojącego przed _____ dla _____. Na miejsce _____ natychmiast przyjechała _____ i _____. Przez otaczający rozbite _____ tłum _____ niewiele było widać, ale podobno _____ ciężarówki i jego pomocnika zabrali do _____.

More DLI courses on LiveLingua - Online Language School

UNIT 34
Listening Comprehension II
Student Workbook

2.

Pan _____ jest bardzo interesującym _____. Podczas _____ _____ brał czynny _____ w akcjach _____ organizowanych przez _____. Najbardziej znany jest jednak z przechowania _____ ważnych _____ w swoim _____. _____ Baranowski zebrał wszystkie możliwe _____ dotyczące _____, zdjęcia, oryginalne _____, zapakował je do metalowej skrzynki i _____ głęboko w _____ koło domu. Było to wielkie ryzyko, ale wszystko skończyło się _____.

3.

Podczas wczorajszej _____ oddział _____ Barskiego poniósł duże _____ w ludziach i w _____. Zginęło trzech żołnierzy, ośmiu zostało rannych. Poza tym stracono jedną _____, _____ haubice i _____ amunicji. W związku z tym, w dzisiejszych _____ oddział kpt. Barskiego _____ pozycje _____ _____ północ _____ wsi _____. Ponieważ ogólne straty pułku wyniosły _____ zabitych, _____ rannych, _____ w niewoli oraz znaczne straty w sprzęcie, kpt. _____ nie dostanie nowych ludzi. Braki uzupełnione będą tylko _____ karabinami _____ i niedużą ilością _____.

More DLI courses on LiveLingua - Online Language School

UNIT 34
Listening Comprehension II
Student Workbook

Section Three: Transcription

You will hear a short text recorded on the tape. Transcribe it in your workbook and answer the questions. Then check your work with the answer key provided in your Answer Booklet.

More DLI courses on LiveLingua - Online Language School

UNIT 34
Listening Comprehension II
Student Workbook

Pytania:

1. Co otrzymał pan X?

2. Kto mógł być autorem listu?

3. Dlaczego pan X nie powiedział nikomu o ostrzeżeniu?

4. Jakie były skutki wybuchu w ambasadzie?

5. W jaki sposób dowiedziano się, że pan X wiedział o planowanym zamachu?

More DLI courses on LiveLingua - Online Language School

UNIT 35

More DLI courses on LiveLingua - Online Language School

UNIT 35
Listening Comprehension I
Student Workbook

Section One: Sound Discrimination

You will hear 10 words. Listen to them and complete the missing letters in your workbook. Then, check your work with the answer key provided in your Answer Booklet.

1. soju_____y
2. naje_____
3. nienaru_____
4. wewn_____
5. ży_____wy
6. _____ątkować
7. nad_____e
8. zain_____nizować
9. p_____dować
10. pa_____yzna

More DLI courses on LiveLingua - Online Language School

UNIT 35
Listening Comprehension I
Student Workbook

Section Two: Radiograms

You will hear a preamble to a radiogram followed by a text. A basic preamble consists of a date, time, and group count. The date is generally divided into day of the month, month, and year. The time is usually expressed in four-digit military time.

Write the radiogram number, the preamble, and the text as you hear them.

After the exercise, check your work with the answer key provided in your Answer Booklet. Then listen to the radiogram again.

RADIOGRAM # 90

More DLI courses on LiveLingua - Online Language School

UNIT 35
Listening Comprehension I
Student Workbook

Section Three: Information Extraction

Ćwiczenie 1. Number Extraction

You will hear short sentences containing a time expression, date, number, or direction. Write down the entire numerical phrase in English. After the exercise, check your work with the answer key provided in the Answer Booklet.

1. _____
2. _____
3. _____
4. _____
5. _____
6. _____
7. _____
8. _____
9. _____
10. _____

More DLI courses on LiveLingua - Online Language School

UNIT 35
Listening Comprehension I
Student Workbook

Ćwiczenie 2. Extraction of Geographical and Family Names

You will hear short sentences containing geographical and/or family names. Write down each name you hear in the basic form. After the exercise, check your work with the answer key provided in your Answer Booklet.

1. _____

2. _____

3. _____

4. _____

5. _____

6. _____

7. _____

8. _____

9. _____

10. _____

More DLI courses on LiveLingua - Online Language School

UNIT 35
Listening Comprehension I
Student Workbook

Section Four: Transcription

You will hear a short text recorded on the tape. Transcribe it in your workbook and answer the questions. Then, check your work with the answer key provided in your Answer Booklet.

More DLI courses on LiveLingua - Online Language School

UNIT 35
Listening Comprehension I
Student Workbook

Pytania:

1. Jaki statek wziął udział w akcji ratunkowej na Morzu Śródziemnym?

_____

2. Jak długo marynarz z niemieckiego statku utrzymywał się na wodzie?

_____

_____

3. Kiedy dostrzeżono marynarza na wodzie?

_____

_____

4. Jak Polacy pomogli marynarzowi?

_____

_____

More DLI courses on LiveLingua - Online Language School

UNIT 35
Listening Comprehension II
Student Workbook

Section One: Rapid-Fire Drill

You will hear 10 sentences spoken in Polish. Listen to each sentence and translate it into English. Use abbreviations and numerals wherever possible. After the exercise, check your work with the answer key provided in your Answer Booklet. Then, listen to the exercise again.

1. _____

_____

2. _____

_____

3. _____

_____

4. _____

_____

5. _____

_____

6. _____

_____

7. _____

_____

8. _____

_____

More DLI courses on LiveLingua - Online Language School

UNIT 35
Listening Comprehension II
Student Workbook

9. _____

_____

10. _____

_____

More DLI courses on LiveLingua - Online Language School

UNIT 35
Listening Comprehension II
Student Workbook

Section Two: Listening Comprehension

You will hear three brief communicative exchanges. Listen to them carefully and then complete the sentences in your workbook so that they best relate to what you have heard. After the exercise, check your work with the answer key provided in the Answer Booklet. Then, listen to the exercise again.

1.

A. Kierowca spowodował _____, ponieważ _____ _____.

B. _____, gdzie przejście jest zabronione.

C. Nikt nie zapamiętał _____ _____, który spowodował wypadek, ponieważ w tym _____, a poza tym samochód jechał z _____.

2.

A. Wszyscy _____ Jolę _____ rozmawiającego, ponieważ _____.

B. _____ nagrodę w konkursie pianistycznym zdobył _____.

C. _____, który podobno _____ lepiej, niż Argentyńczyk, jury w ogóle _____ _____.

More DLI courses on LiveLingua - Online Language School

UNIT 35
Listening Comprehension II
Student Workbook

3.

A. Mimo, że Andrzej jest miłym _____

_____ typami.

B. Niektórzy sądzą, że _____ prawdopodobnie _____

_____ lepsze.

C. Rozmawiająca nie ma żadnych _____,

ponieważ _____ narzeczoną.

More DLI courses on LiveLingua - Online Language School

UNIT 35
Listening Comprehension II
Student Workbook

Section Three: Transcription

You will hear a short text recorded on the tape. Transcribe it in your workbook and answer the questions. Then check your work with the answer key provided in your Answer Booklet.

More DLI courses on LiveLingua - Online Language School

UNIT 35
Listening Comprehension II
Student Workbook

Pytania:

1. Czym kieruje mjr. Adamczyk?

_____

2. Dla kogo jest akcja "Światło"?

_____

3. W ilu pojazdach potrzebna była regulacja świateł?

_____

4. Jaką inną akcję prowadzi szczeciński LOK?

_____

5. Gdzie odbywają się zajęcia prowadzone w ramach akcji "STOP! Dziecko na drodze"?

_____

_____

More DLI courses on LiveLingua - Online Language School

UNIT 36

More DLI courses on LiveLingua - Online Language School

UNIT 36
Listening Comprehension I
Student Workbook

Section One: Sound Discrimination

You will hear 10 words. Listen to them and complete the missing letters in your workbook. Then check your work with the answer key provided in your Answer Booklet.

1. wew_____
2. _____le
3. _____erzenie
4. _____adać
5. pod_____enie
6. _____aływanie
7. _____frować
8. u_____nik
9. ma_____malnie
10. ko_____

Section Two: Radiograms

You will hear a preamble to a radiogram followed by a text. A basic preamble consists of a date, time, and group count. The date is generally divided into day of the month, month, and year. The time is usually expressed in four-digit military time.
Write the radiogram number, the preamble, and the text as you hear them. After the exercise, check your work with the answer key provided in your Answer Booklet. Then listen to the radiogram again.

More DLI courses on LiveLingua - Online Language School

UNIT 36
Listening Comprehension I
Student Workbook

RADIOGRAM # 22

More DLI courses on LiveLingua - Online Language School

UNIT 36
Listening Comprehension I
Student Workbook

Section Three: Information Extraction

Ćwiczenie 1. Number Extraction

You will hear short sentences containing a time expression, date, number, or direction. Write down the entire numerical phrase in English. After the exercise, check your work with the answer key provided in the Answer Booklet.

1. _____
_____

2. _____
_____

3. _____
_____

4. _____
_____

5. _____
_____

6. _____
_____

7. _____
_____

More DLI courses on LiveLingua - Online Language School

UNIT 36
Listening Comprehension I
Student Workbook

8. _____

_____

_____

9. _____

_____

10. _____

_____

Ćwiczenie 2. Extraction of Geographical and Family Names

You will hear short sentences containing geographical and/or family names. Write down each name you hear in the basic form. After the exercise, check your work with the answer key provided in your Answer Booklet.

1. _____

2. _____

3. _____

4. _____

5. _____

6. _____

7. _____

8. _____

9. _____

_____

10. _____

More DLI courses on LiveLingua - Online Language School

UNIT 36
Listening Comprehension I
Student Workbook

Section Four: Transcription

You will hear a short text recorded on the tape. Transcribe it in your workbook and answer the questions. Then check your work with the answer key provided in your Answer Booklet.

More DLI courses on LiveLingua - Online Language School

UNIT 36
Listening Comprehension I
Student Workbook

Pytania:

1. Jakie było pierwsze wrażenie pani X, kiedy poznała swojego przyszłego przyjaciela?

2. Kiedy pani X poznała Wojciecha bliżej?

3. Jak się zmieniła opinia pani X po kilku miesiącach wspólnej pracy w jednym pokoju?

4. Jak wyglądała dalsza znajomość pani X z Wojciechem?

5. Jak pani X ocenia swoją przyjaźń z Wojciechem?

More DLI courses on LiveLingua - Online Language School

UNIT 36
Listening Comprehension II
Student Workbook

Section One: Rapid-Fire Drill

You will hear 10 sentences spoken in Polish. Listen to each sentence and translate it into English. Use abbreviations and numerals wherever possible. After the exercise, check your work with the answer key provided in your Answer Booklet. Then listen to the exercise again.

1. _____

_____

2. _____

_____

3. _____

_____

4. _____

_____

5. _____

_____

6. _____

_____

_____

7. _____

_____

8. _____

_____

More DLI courses on LiveLingua - Online Language School

UNIT 36
Listening Comprehension II
Student Workbook

9. _____

_____

10. _____

_____

Section Two: Listening Comprehension

You will hear three brief communicative exchanges. Listen to them carefully and then select the answer in your workbook which best relates to what you have heard. After the exercise, check your work with the answer key provided in the Answer Booklet. Then listen to the exercise again.

1. A. The troops will set out in two columns.

   B. They will leave for the training area exactly at 4:30 a.m.

   C. They will certainly spend some time at a firing range.

2. A. Their room looks better with pictures on the walls.

   B. Danka couldn't have taken such an excellent photo herself.

   C. Marcin will join the military in two years.

3. A. Mr. Hermaszewski has been employed in this office for a long time.

   B. Mr. Hermaszewski is very intelligent but never changes his opinions.

   C. Mr. Hermaszewski has applied for a position in this office.

More DLI courses on LiveLingua - Online Language School

UNIT 36
Listening Comprehension II
Student Workbook

Section Three: Transcription

You will hear a short text recorded on the tape. Transcribe it in your workbook and answer the questions. Then check your work with the answer key provided in your Answer Booklet.

Pytania:

1. Co można powiedzieć o Romanie?

More DLI courses on LiveLingua - Online Language School

UNIT 36
Listening Comprehension II
Student Workbook

2. O co Roman martwił się przed wojskiem?

_____

_____

3. Dlaczego pierwsze dni w jednostce nie były łatwe?

_____

_____

4. Jak można podzielić współmieszkańców Romana?

_____

_____

5. Jak Roman czuł się w nowym otoczeniu przed przysięgą?

_____

More DLI courses on LiveLingua - Online Language School

UNIT 37

More DLI courses on LiveLingua - Online Language School

UNIT 37
Listening Comprehension I
Student Workbook

Section One: Sound Discrimination

You will hear 10 words. Listen to them and complete the missing letters in your workbook. Then check your work with the answer key provided in your Answer Booklet.

1. Bie_____dza
2. ko_____yna
3. d_____k
4. _____yca
5. Sko_____yn
6. O_____a
7. pomie_____nie
8. u_____ć
9. _____nawa
10. w_____ny

More DLI courses on LiveLingua - Online Language School

UNIT 37
Listening Comprehension I
Student Workbook

Section Two: Radiograms

You will hear a preamble to a radiogram followed by a text. A basic preamble consists of a date, time, and group count. The date is generally divided into day of the month, month, and year. The time is usually expressed in four-digit military time.

Write the radiogram number, the preamble, and the text as you hear them.

After the exercise, check your work with the answer key provided in your Answer Booklet. Then listen to the radiogram again.

RADIOGRAM # 23

More DLI courses on LiveLingua - Online Language School

UNIT 37
Listening Comprehension I
Student Workbook

Section Three: Information Extraction

Ćwiczenie 1. Number Extraction

You will hear short sentences containing a time expression, date, number, or direction. Write down the entire numerical phrase in English. After the exercise, check your work with the answer key provided in the Answer Booklet.

1. _____

2. _____

3. _____

4. _____

5. _____

6. _____

7. _____

More DLI courses on LiveLingua - Online Language School

UNIT 37
Listening Comprehension I
Student Workbook

Ćwiczenie 2. Extraction of Geographical and Family Names

You will hear short sentences containing geographical and/or family names. Write down each name you hear in the basic form. After the exercise, check your work with the answer key provided in your Answer Booklet.

1. _____

2. _____

3. _____

4. _____

5. _____

6. _____

7. _____

8. _____

9. _____

10. _____

More DLI courses on LiveLingua - Online Language School

UNIT 37
Listening Comprehension I
Student Workbook

Section Four: Transcription

You will hear a short text recorded on the tape. Transcribe it in your workbook and answer the questions. Then check your work with the answer key provided in your Answer Booklet.

More DLI courses on LiveLingua - Online Language School

UNIT 37
Listening Comprehension I
Student Workbook

Pytania:

1. Co dzieli pas wielkich jezior na Pojezierze Pomorskie i Mazurskie?

_____

2. Gdzie znajdują się najbardziej zalesione tereny?

_____

3. Jaki jest klimat na Pojezierzu?

_____

_____

4. Jaka jest charakterystyka gleby Pojezierza?

_____

_____

5. Jak się nazywa najwyższy szczyt i najgłębsza jezioro Pojezierza?

_____

_____

More DLI courses on LiveLingua - Online Language School

UNIT 37
Listening Comprehension II
Student Workbook

Section One: Rapid-Fire Drill

You will hear 10 sentences spoken in Polish. Listen to each sentence and translate it into English. Use abbreviations and numerals wherever possible. After the exercise, check your work with the answer key provided in your Answer Booklet. Then listen to the exercise again.

1. _____

_____

2. _____

_____

3. _____

_____

4. _____

_____

5. _____

_____

6. _____

_____

7. _____

_____

8. _____

_____

More DLI courses on LiveLingua - Online Language School

UNIT 37
Listening Comprehension II
Student Workbook

9. _____

_____

10. _____

_____

More DLI courses on LiveLingua - Online Language School

UNIT 37
Listening Comprehension II
Student Workbook

Section Two: Listening Comprehension

You will hear three brief communicative exchanges. Listen to them and then supply the essential elements of information in your booklet which best relate to what you have heard. After the exercise, check your work with the answer key provided in your Answer Booklet. Then listen to the exercise again.

1.

Pora dnia	
Bród	
Punkt zbiórki	

More DLI courses on LiveLingua - Online Language School

UNIT 37
Listening Comprehension II
Student Workbook

2.

Wiosna Jesień	
Rzeka	
Fala powo- dziowa	

More DLI courses on LiveLingua - Online Language School

UNIT 37
Listening Comprehension II
Student Workbook

3.

Czego szukano?	
Gdzie?	
Co się stało?	

More DLI courses on LiveLingua - Online Language School

UNIT 37
Listening Comprehension II
Student Workbook

Section Three: Transcription

You will hear a short text recorded on the tape. Transcribe it in your workbook and answer the questions. Then check your work with the answer key provided in your Answer Booklet.

More DLI courses on LiveLingua - Online Language School

UNIT 37
Listening Comprehension II
Student Workbook

Pytania:

1. Dlaczego dowódca zarządził szybki marsz?

2. Jak wyglądała okolica?

3. Gdzie miał miejsce postój?

4. Jak długo trwał marsz?

5. Co robili żołnierze podczas postoju?

More DLI courses on LiveLingua - Online Language School

UNIT 38

More DLI courses on LiveLingua - Online Language School

UNIT 38
Listening Comprehension I
Student Workbook

Section One: Sound Discrimination

You will hear 10 words. Listen to them and complete the missing letters in your workbook. Then check your work with the answer key provided in your Answer Booklet.

1. ro_____nać

2. _____let

3. _____wać

4. _____ko

5. ro_____any

6. _____anka

7. przy_____ony

8. wydr_____

9. dre_____

10. zmi_____

More DLI courses on LiveLingua - Online Language School

UNIT 38
Listening Comprehension I
Student Workbook

Section Two: Radiograms

You will hear a preamble to a radiogram followed by a text. A basic preamble consists of a date, time, and group count. The date is generally divided into day of the month, month, and year. The time is usually expressed in four-digit military time.

Write the radiogram number, the preamble, and the text as you hear them.

After the exercise, check your work with the answer key provided in your Answer Booklet. Then listen to the radiogram again.

RADIOGRAM # 25

More DLI courses on LiveLingua - Online Language School

UNIT 38
Listening Comprehension I
Student Workbook

Section Three: Information Extraction

Ćwiczenie 1. Number Extraction

You will hear short sentences containing a time expression, date, number, or direction. Write down the entire numerical phrase in English. After the exercise, check your work with the answer key provided in the Answer Booklet.

1. _____
2. _____
3. _____
4. _____
5. _____
6. _____
7. _____
8. _____
9. _____
10. _____

More DLI courses on LiveLingua - Online Language School

UNIT 38
Listening Comprehension I
Student Workbook

Ćwiczenie 2. Extraction of Geographical and Family Names

You will hear short sentences containing geographical and/or family names. Write down each name you hear in the basic form. After the exercise, check your work with the answer key provided in your Answer Booklet.

1. _____

2. _____

3. _____

4. _____

5. _____

6. _____

7. _____

8. _____

9. _____

10. _____

More DLI courses on LiveLingua - Online Language School

UNIT 38
Listening Comprehension I
Student Workbook

Section Four: Transcription

You will hear a short text recorded on the tape. Transcribe it in your workbook and answer the questions. Then check your work with the answer key provided in your Answer Booklet.

More DLI courses on LiveLingua - Online Language School

UNIT 38
Listening Comprehension I
Student Workbook

Pytania:

1. Co było specjalnością Adama?

_____

2. Jaka architektura, (jej elementy) fascynowała Adama?

_____

_____

3. Jakie wydarzenie miało miejsce rok temu?

_____

_____

4. Co było powodem tego wypadku?

_____

_____

_____

_____

More DLI courses on LiveLingua - Online Language School

UNIT 38
Listening ComprehensionII
Student Workbook

Section One: Rapid-Fire Drill

You will hear 10 sentences spoken in Polish. Listen to each sentence and translate it into English. Use abbreviations and numerals wherever possible. After the exercise, check your work with the answer key provided in your Answer Booklet. Then listen to the exercise again.

1. _____

_____

2. _____

_____

3. _____

_____

4. _____

_____

5. _____

_____

6. _____

_____

7. _____

_____

8. _____

_____

More DLI courses on LiveLingua - Online Language School

UNIT 38
Listening ComprehensionII
Student Workbook

9. _____

_____

10. _____

_____

More DLI courses on LiveLingua - Online Language School

UNIT 38
Listening ComprehensionII
Student Workbook

Section Two: Listening Comprehension

You will hear three brief communicative exchanges. Listen to them carefully and then complete the text in your workbook so that it best relates to what you have heard. After the exercise, check your work with the answer key provided in the Answer Booklet. Then listen to the exercise again.

1.

Jadąc autobusem _____ Danilecki _____ grupę ludzi, którzy skojarzyli mu się ze _____ poszukiwanych _____. Mimo, że w _____ był straszny _____, jak zwykle w godzinie _____, - _____ udało się podejść bliżej. Patrząc na nich z bliska bez trudu rozpoznał twarze, które wczoraj widział _____ - _____. W skład _____ wchodziło _____ osób - dwóch _____, dwóch _____, siwy i - _____. Na _____ Narutowicza cała grupa _____. Danilecki wysiadł _____ nimi i akurat spostrzegł przejeżdżający _____. Nie namyślając się długo - _____ radiowóz i wskazał _____ podejrzaną grupę. Cała szóstka została _____.

More DLI courses on LiveLingua - Online Language School

UNIT 38
Listening ComprehensionII
Student Workbook

2.

Pan _____ kupił ostatnio _____ budowlaną parę kilometrów za _____. Działka ma tylko niecałe _____ m^2 powierzchni, ale jest ładnie _____. Oczywiście pan Rowicki planuje _____ tam dom. Ponieważ są _____ ze zdobyciem materiałów _____, postanowił porozmawiać ze znajomym, panem _____. Pan Banaś niedawno _____ budowę własnego _____ i dokładnie orientuje się, co i gdzie można _____. Dowiedziawszy się _____ co chodzi, obiecał _____ Rowickiemu, że jeszcze tego samego dnia zadzwoni w sprawie _____ i cementu. Inne _____, tzn. _____ kanalizacyjne, _____ elektryczne, kaloryfery, _____, farby, _____, itd. też da się _____, chociaż może to trochę _____. Jeżeli _____ o to, ile czego _____ potrzeba, to pan Rowicki powinien _____ się z _____, który zrobił mu _____ domu.

More DLI courses on LiveLingua - Online Language School

UNIT 38
Listening ComprehensionII
Student Workbook

3.

Idąc Marszałkowską _____ tłum ludzi przed _____ z artykułami gospodarstwa domowego. _____ natychmiast przyśpieszyła chcąc jak najszybciej _____ miejsce _____ kolejce i dowiedzieć się jaki _____ właśnie przywieźli. Na szczęście jakaś _____ wyszła właśnie ze _____ i ze znajomą _____ oglądać to, co z trudem kupiła. Okazało się, że _____ to srebrne _____, które bardzo _____ żonie. Postanowiła, że musi koniecznie je _____, a przy okazji sprawdzi czy są jakieś _____ filiżanki do _____. Ponieważ _____ była bardzo długa i prawie się nie _____ była mała szansa, że _____ starczy dla _____ zainteresowanych. Poza tym ludzie _____, krzyczeli, a między _____ facetem i stojącą _____ niego wysoką _____ wybuchła kłótnia. W tej sytuacji przekonałem żonę, że nie ma sensu _____ tutaj ani chwili dłużej.

More DLI courses on LiveLingua - Online Language School

UNIT 38
Listening ComprehensionII
Student Workbook

Section Three: Transcription

You will hear a short text recorded on the tape. Transcribe it in your workbook and answer the questions. Then check your work with the answer key provided in your Answer Booklet.

More DLI courses on LiveLingua - Online Language School

UNIT 38
Listening ComprehensionII
Student Workbook

Pytania:

1. Co powodują mrozy i śniegi?

2. Ile wagonów jest zamarzniętych i z czym one są?

3. Co o sytuacji sądzi sztab dyspozycyjny PKP?

4. Co jest głównym kłopotem kolejarzy?

5. Jak sytuacja na kolei wpływa na kopalnie i elektrownie?

More DLI courses on LiveLingua - Online Language School

UNIT 39

More DLI courses on LiveLingua - Online Language School

UNIT 39
Listening Comprehension I
Student Workbook

Section One: Sound Discrimination

You will hear 10 words. Listen to them and complete the missing letters in your workbook. Then check your work with the answer key provided in your Answer Booklet.

1. o_____alny
2. pro_____
3. u_____wy
4. p_____egać
5. _____nawa
6. bez_____stwo
7. dot_____as
8. _____czenie
9. _____eble
10. _____wnić

More DLI courses on LiveLingua - Online Language School

UNIT 39
Listening Comprehension I
Student Workbook

Section Two: Radiograms

You will hear a preamble to a radiogram followed by a text. A basic preamble consists of a date, time, and group count. The date is generally divided into day of the month, month, and year. The time is usually expressed in four-digit military time.

Write the radiogram number, the preamble, and the text as you hear them.

After the exercise, check your work with the answer key provided in your Answer Booklet. Then listen to the radiogram again.

RADIOGRAM # 27

More DLI courses on LiveLingua - Online Language School

UNIT 39
Listening Comprehension I
Student Workbook

Section Three: Information Extraction

Ćwiczenie 1. Number Extraction

You will hear short sentences containing a time expression, date, number, or direction. Write down the entire numerical phrase in English. After the exercise, check your work with the answer key provided in the Answer Booklet.

1. _____
2. _____
3. _____
4. _____
5. _____
6. _____
7. _____
8. _____
9. _____
10. _____

More DLI courses on LiveLingua - Online Language School

UNIT 39
Listening Comprehension I
Student Workbook

Ćwiczenie 2. Extraction of Geographical and Family Names

You will hear short sentences containing geographical and/or family names. Write down each name you hear in the basic form. After the exercise, check your work with the answer key provided in your Answer Booklet.

1. _____

2. _____

3. _____

4. _____

5. _____

6. _____

7. _____

8. _____

9. _____

10. _____

More DLI courses on LiveLingua - Online Language School

UNIT 39
Listening Comprehension I
Student Workbook

Section Four: Transcription

You will hear a short text recorded on the tape. Transcribe it in your workbook and answer the questions. Then check your work with the answer key provided in your Answer Booklet.

More DLI courses on LiveLingua - Online Language School

UNIT 39
Listening Comprehension I
Student Workbook

Pytania:

1. Co spowodowało śmierć 11 osób w Austrii?

2. Jakich szkód doznała Francja?

3. Jakie były skutki tajfunu w Chinach?

More DLI courses on LiveLingua - Online Language School

UNIT 39
Listening Comprehension II
Student Workbook

Section One: Rapid-Fire Drill

You will hear 10 sentences spoken in Polish. Listen to each sentence and translate it into English. Use abbreviations and numerals wherever possible. After the exercise, check your work with the answer key provided in your Answer Booklet. Then listen to the exercise again.

1. _____

_____

2. _____

_____

3. _____

_____

4. _____

_____

5. _____

_____

6. _____

_____

7. _____

_____

8. _____

_____

More DLI courses on LiveLingua - Online Language School

UNIT 39
Listening Comprehension II
Student Workbook

9. _____

_____

10. _____

_____

More DLI courses on LiveLingua - Online Language School

UNIT 39
Listening Comprehension II
Student Workbook

Section Two: Listening Comprehension

You will hear three brief communicative exchanges. Listen to them carefully and then answer the questions in your workbook so that they best relate to what you have heard. After the exercise, check your work with the answer key provided in the Answer Booklet. Then listen to the exercise again.

TEXT 1.

1. Co ogłoszono w radio?

_____

2. W jaki inny sposób można dowiedzieć się o zagrożeniu?

_____

_____

3. Czy mieszkając na wzgórzu, rozmawiający mogą się czuć bezpiecznie?

_____

_____

_____

4. Dlaczego jeden z rozmawiających zaczął się bać?

_____

_____

5. Co rozmawiający planują spakować?

_____

_____

More DLI courses on LiveLingua - Online Language School

UNIT 39
Listening Comprehension II
Student Workbook

TEXT 2.

1. Co stało się w maju?

_____

_____

2. Jak doszło do wypadku?

_____

_____

3. Co było powodem wypadku?

_____

4. Dlaczego jeden z rozmawiających interesuje się tą sprawą?

_____

_____

5. Czy jest powód, żeby się bać latania na tej maszynie?

_____

_____

_____

More DLI courses on LiveLingua - Online Language School

UNIT 39
Listening Comprehension II
Student Workbook

TEXT 3.

1. Dokąd jechał jeden z rozmawiających?

_____

2. Dlaczego zamknięto główne ulice?

_____

_____

3. Co stało się z samochodem rozmawiającego?

_____

4. W jaki sposób rozmawiający dostał się do Przasnysza?

_____

5. Co teraz robi właściciel samochodu pozostawionego na szosie?

_____

_____

_____

More DLI courses on LiveLingua - Online Language School

UNIT 39
Listening Comprehension II
Student Workbook

Section Three: Transcription

You will hear a short text recorded on the tape. Transcribe it in your workbook and answer the questions. Then check your work with the answer key provided in your Answer Booklet.

More DLI courses on LiveLingua - Online Language School

UNIT 39
Listening Comprehension II
Student Workbook

Pytania:

1. Dlaczego przerwano nadawanie programów?

2. Gdzie nastąpił pierwszy wstrząs?

3. Co wysłano do zagrożonego rejonu?

4. Ile ludzi miało być bezpośrednio narażonych na skutki trzęsienia ziemi?

5. Jak minęła noc?

More DLI courses on LiveLingua - Online Language School

UNIT 40

More DLI courses on LiveLingua - Online Language School

UNIT 40
Listening Comprehension I
Student Workbook

Section One: Sound Discrimination

You will hear 10 words. Listen to them and complete the missing letters in your workbook. Then check your work with the answer key provided in your Answer Booklet.

1. n_____raste_____

2. na_____wo

3. odcz_____

4. gw_____

5. o_____lacja

6. po_____pisarz

7. ro_____ubować

8. jedno_____owy

9. j_____mień

10. _____ościowiec

More DLI courses on LiveLingua - Online Language School

UNIT 40
Listening Comprehension I
Student Workbook

Section Two: Radiograms

You will hear a preamble to a radiogram followed by a text. A basic preamble consists of a date, time, and group count. The date is generally divided into day of the month, month, and year. The time is usually expressed in four-digit military time.

Write the radiogram number, the preamble, and the text as you hear them.

After the exercise, check your work with the answer key provided in your Answer Booklet. Then listen to the radiogram again.

RADIOGRAM # 28

More DLI courses on LiveLingua - Online Language School

UNIT 40
Listening Comprehension I
Student Workbook

Section Three: Information Extraction

Ćwiczenie 1. Number Extraction

You will hear short sentences containing a time expression, date, number, or direction. Write down the entire numerical phrase in English. After the exercise, check your work with the answer key provided in the Answer Booklet.

1. _____
2. _____
3. _____
4. _____
5. _____
6. _____
7. _____
8. _____
9. _____
10. _____

More DLI courses on LiveLingua - Online Language School

UNIT 40
Listening Comprehension I
Student Workbook

Ćwiczenie 2. Extraction of Geographical and Family Names

You will hear short sentences containing geographical and/or family names. Write down each name you hear in the basic form. After the exercise, check your work with the answer key provided in your Answer Booklet.

1. _____
2. _____
3. _____
4. _____
5. _____
6. _____
7. _____
8. _____
9. _____
10. _____

More DLI courses on LiveLingua - Online Language School

UNIT 40
Listening Comprehension I
Student Workbook

Section Four: Transcription

You will hear a short text recorded on the tape. Transcribe it in your workbook and answer the questions. Then check your work with the answer key provided in your Answer Booklet.

More DLI courses on LiveLingua - Online Language School

UNIT 40
Listening Comprehension I
Student Workbook

Pytania:

1. Co żona pana X postanowiła zmienić?

_____

2. Co pan X musiał zrobić, zanim zaczął pracować?

_____

3. Jakich narzędzi potrzebował pan X do zrobienia skrzynek?

_____

_____

4. Jaki płot zaplanowali zrobić państwo X? Dlaczego?

_____

_____

5. Jak pan X zaplanował zrobić ten płot?

_____

_____

_____

More DLI courses on LiveLingua - Online Language School

UNIT 40
Listening Comprehension II
Student Workbook

Section One: Rapid-Fire Drill

You will hear 10 sentences spoken in Polish. Listen to each sentence and translate it into English. Use abbreviations and numerals wherever possible. After the exercise, check your work with the answer key provided in your Answer Booklet. Then listen to the exercise again.

1. _____

_____

2. _____

_____

3. _____

_____

4. _____

_____

5. _____

_____

6. _____

_____

7. _____

_____

8. _____

_____

More DLI courses on LiveLingua - Online Language School

UNIT 40
Listening Comprehension II
Student Workbook

9. _____

_____

10. _____

_____

More DLI courses on LiveLingua - Online Language School

UNIT 40
Listening Comprehension II
Student Workbook

Section Two: Listening Comprehension

You will hear three brief communicative exchanges. Listen to them carefully and then select the answer in your workbook which best relates to what you have heard. After the exercise, check your work with the answer key provided in the Answer Booklet. Then listen to the exercise again.

1.

A. Urządzenie jest w dobrym stanie i kosztowało bardzo dużo.

B. Brakujące w urządzeniu śrubki i części będzie łatwo dokupić.

C. Takie urządzenie kupione za pół ceny może się jeszcze przydać.

2.

A. Żołnierzowi potrzebne są nici, bo musi przyszyć guzik do koszuli.

B. Oficer dyżurny nie wypuścił z koszar żołnierza, którego mundur nie był w porządku.

C. Przyszywszy guzik, żołnierz z łatwością zdążył na autobus.

3.

A. Żeby powiesić mapę Polski, trzeba wbić jeszcze jeden gwóźdź.

B. Gwóźdź wystarczy pomalować na żółto i nie będzie go widać.

C. Na świeżo pomalowanej ścianie będą wisiały małe obrazki.

More DLI courses on LiveLingua - Online Language School

UNIT 40
Listening Comprehension II
Student Workbook

Section Three: Transcription

You will hear a short text recorded on the tape. Transcribe it in your workbook and answer the questions. Then check your work with the answer key provided in your Answer Booklet.

More DLI courses on LiveLingua - Online Language School

UNIT 40
Listening Comprehension II
Student Workbook

Pytania:

1. Dlaczego Stefan ucieszył się z nowego sklepu z narzędziami?

_____

2. Jak daleko znajduje się sklep z narzędziami, do którego Stefan zwykł chodzić?

_____

_____

3. Czy Stefan ma obecnie jakieś narzedzia, czy dopiero planuje je sobie kupić?

_____

_____

4. Jakie nowe narzędzia przybyły ostatnio Stefanowi?

_____

_____

5. Co Stefan kupi, gdy oszczędzi trochę pieniędzy?

_____

_____

GPO 785-001/22027

More DLI courses on LiveLingua - Online Language School

More DLI courses on LiveLingua - Online Language School

More DLI courses on LiveLingua - Online Language School